

**MONTACHUSETT
METROPOLITAN PLANNING ORGANIZATION**

Transportation Improvement Program
FFY2015 - 2018

**MPO ENDORSED
JUNE 25, 2014**

SUMMARY



Prepared in cooperation with the Massachusetts Department of Transportation and the U.S. Department of Transportation. The views and opinions of the Montachusett Regional Planning Commission expressed herein do not necessarily state or reflect those of the Massachusetts Department of Transportation or the U.S. Department of Transportation.

The Montachusett MPO and the MRPC fully complies with Title VI of the Civil Rights Act of 1964 and related statutes and regulations in all programs and activities. The Montachusett MPO operates without regard to race, color, national origin, English Proficiency, ancestry, creed, income, gender, age and/or disability. Any person who believes him/herself or any specific class of persons, to be subject to discrimination prohibited by Title VI may by him/herself or by representative file a written complaint with the MRPC or the MMPO. Complaints are to be filed no later than 180 days from the date of the alleged discrimination. Please contact Glenn Eaton at 978-345-7376 ext. 310 for more information.

MONTACHUSETT

REGIONAL PLANNING COMMISSION

Offices: 1427R Water St., Fitchburg, Massachusetts 01420
(978) 345-7376 Fax: (978) 348-2490

Montachusett Regional Planning Commission
established 1968
Commonwealth of Massachusetts

Montachusett Metropolitan Planning Organization Endorsement of the 2015 – 2018 Transportation Improvement Program

Whereas, the Montachusett Metropolitan Planning Organization (MMPO) has completed its review in accordance with 23 CFR Part 450 Section 322 (Development and content of the Metropolitan Transportation Plan) and 23 CFR Part 450 Section 324 (Transportation Improvement Program: General) and hereby certifies that the FFY 2015-2018 TIP is financially constrained and that it conforms to the Montachusett 2012-2035 Regional Transportation Plan. Based on the results of the review and analyses, the Montachusett 2012-2035 Regional Transportation Plan and FFY 2015-2018 TIP are consistent with the air quality goals of, and in conformity with, the Massachusetts State Implementation Plan;


Therefore, the Committee of Signatories representing the Montachusett Metropolitan Planning Organization (MMPO) by a majority vote hereby endorses the Montachusett Region FFY 2015-2018 Transportation Improvement Program (TIP).



Richard A. Davey, Secretary and CEO
Massachusetts Department of Transportation




Victor Koivumaki, Chairman
Montachusett Regional Planning Commission



Mark Hawke, Chairman
Montachusett Regional Transit Authority


Dean Mazarella, Mayor
City of Leominster

Lisa Wong, Mayor
City of Fitchburg



Stephen R. Raymond, Selectmen, Town of Athol
Representative, Sub Region 1

Sue Lisio, Selectmen, Town of Townsend
Representative, Sub Region 2



Paula Bertram, Selectmen, Town of Lunenburg
Representative, Sub Region 3

Jean M. Syria, Selectmen, Town of Lancaster
Representative, Sub Region 4



Frank DePaola
MassDOT Highway Administrator

Montachusett Metropolitan Planning Organization

6/25/2014

Date

FFY2015 - 2018 Transportation Improvement Program
MPO Endorsed June 25, 2014

MONTACHUSETT

REGIONAL PLANNING COMMISSION

Offices: 1427R Water St., Fitchburg, Massachusetts 01420
(978) 345-7376 Fax: (978) 348-2490


Montachusett Regional Planning Commission
established 1968
Commonwealth of Massachusetts

MPO SELF CERTIFICATION COMPLIANCE STATEMENT

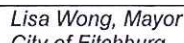
This will certify that the Comprehensive, Continuing, Cooperative Transportation Planning Process for Fiscal Years 2015 and 2016 in the Montachusett Metropolitan Planning Organization is addressing major issues facing the region and is being conducted in accordance with all applicable requirements including:

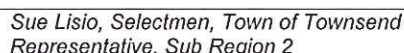
1. 23 USC Section 134, 49 U.S.C. 5303, and this subpart;
2. In nonattainment and maintenance areas, sections 174 & 176 (c) & (d) of the Clean Air Act, as amended (42 U.S.C. 7504, 7506 (c) & (d)) and 40 CFR part 93;
3. Title VI of the Civil Rights Act of 1964, as amended (42 U.S.C. 2000d-1) and 49 CFR part 21;
4. 49 U.S.C. 5332, prohibiting discrimination on the basis of race, color, creed, national origin, sex, or age in employment or business opportunity;
5. Section 1101 (b) of the Safe Accountable Flexible and Efficient Transportation Equity Act – a Legacy for Users (SAFETEA-LU), (Pub. L. 109-59) and 49 CFR part 26 regarding the involvement of disadvantaged business enterprises in USDOT funded projects;
6. 23 CFR 230, regarding the implementation of an Equal Employment Opportunity Program on Federal and Federal-Aid construction contracts;
7. The provisions of the Americans with Disabilities Act of 1990 (42 U.S.C. 12101 et seq.) and 49 CFR Parts 27, 37 and 38;
8. The Older Americans Act, as amended (42 U.S.C. 6101), prohibiting discrimination on the basis of age in programs or activities receiving Federal financial assistance;
9. Section 324 of title 23 U.S.C. regarding the prohibition of discrimination based on gender; and
10. Section 504 of the Rehabilitation Act of 1973 (29 U.S.C. 794) and 49 CFR part 27 regarding discrimination against individuals with disabilities.
11. Anti-lobbying restrictions found in 49 U.S.C. Part 20. No appropriated funds may be expended by a recipient to influence or attempt to influence an officer or employee of any agency, a Member of Congress, in connection with the awarding of any Federal contract.

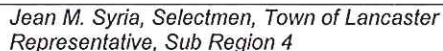
The Committee of Signatories representing the Montachusett Metropolitan Planning Organization (MMPO) by a majority vote hereby endorses the Self Certification Compliance Statement for the Montachusett MPO.


Richard A. Davey, Secretary and CEO
Massachusetts Department of Transportation

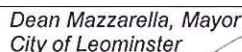

Mark Hawke, Chairman
Montachusett Regional Transit Authority



Lisa Wong, Mayor
City of Fitchburg



Sue Lisio, Selectmen, Town of Townsend
Representative, Sub Region 2


Jean M. Syria, Selectmen, Town of Lancaster
Representative, Sub Region 4


Victor Koivumaki, Chairman
Montachusett Regional Planning Commission


Dean Mazzarella, Mayor
City of Leominster


Stephen R. Raymond, Selectmen, Town of Athol
Representative, Sub Region 1


Paula Bertram, Selectmen, Town of Lunenburg
Representative, Sub Region 3

6/25/2014
Date


Frank DePaola
MassDOT Highway Administrator

PART B. TRANSPORTATION AND TRANSIT PROJECT PRIORITIES: FEDERAL & STATE SECTIONS

Please note that the projects listed represent the best available information at the time of compilation. Actual implementation is subject to right of way, design, land taking, local action and/or other issues that could delay project time frames and subsequently advertising and award dates.

In addition, federal guidance requires that the TIP reflect Year of Expenditure (YOE) dollars for projects and programs. To accommodate this requirement, individual project cost estimates provided by MassDOT have been adjusted by a four percent per year inflation factor depending upon its year of placement in the TIP (for this TIP, Federal Years 2016, 2017 and 2018). Year 1 cost estimates remain as provided but projects in Year 2, 3 or 4 (i.e. FFY 2016, 2017 or 2018) have been increased by a YOE factor of 4%, 8% or 12%, respectively.

This page left blank.

2015 MONTACHUSETT MPO Transportation Improvement Program

5/19/2014 Draft Released
6/25/2014 MPO Endorsed

Amendment/Adjustment Type ▼	MassDOT Project ID ▼	MPO ▼	Municipality Name ▼	MassDOT Project Description ▼	MassDOT District ▼	Funding Source ▼	Total Programmed Funds ▼	Federal Funds ▼	Non-Federal Funds ▼	Additional Information ▼
► Section 1A / Federal Aid Target Projects										
► HSIP - Highway Safety Improvement Program										
						HSIP		\$ -	\$ -	
						HSIP Subtotal ►	\$ -	\$ -	\$ -	◄ 90% Federal + 10% Non-Federal
► CMAQ - Congestion Mitigation and Air Quality Improvement Program										
	604928	Montachusett	Leominster	LEOMINSTER-RECONSTRUCTION OF MECHANIC STREET, FROM LAUREL STREET TO THE LEOMINSTER CONNECTOR	3	CMAQ	\$ 1,672,333	\$ 1,337,866	\$ 334,467	STP/CMAQ; Non Adjusted Total Cost = \$3,750,000 as of 4/9/14; 25% Design on 12/2011; Construction; TEC 28 of 100;
						CMAQ Subtotal ►	\$ 1,672,333	\$ 1,337,866	\$ 334,467	◄ 80% Federal + 20% Non-Federal
► TAP - Transportation Alternatives Program										
	604960	Montachusett	Clinton	CLINTON- RESURFACING & RELATED WORK ON WATER STREET AND BOLTON ROAD (1.2 MILES)	3	TAP	\$ 74,990	\$ 59,992	\$ 14,998	STP/TAP; Non Adjusted Total Cost = \$5,551,000 as of 4/9/14; Construction; TEC 43 of 100; 75% Design returned on 10/11/13; CMAQ eligible; AC Yr 1 of 2
						TAP Subtotal ►	\$ 74,990	\$ 59,992	\$ 14,998	◄ 80% Federal + 20% Non-Federal
► Non-CMAQ/HSIP/TAP (Other)										
	604928	Montachusett	Leominster	LEOMINSTER-RECONSTRUCTION OF MECHANIC STREET, FROM LAUREL STREET TO THE LEOMINSTER CONNECTOR	3	STP	\$ 2,077,667	\$ 1,662,134	\$ 415,533	STP/CMAQ; Non Adjusted Total Cost = \$3,750,000 as of 4/9/14; 25% Design on 12/2011; Construction; TEC 28 of 100;
	604960	Montachusett	Clinton	CLINTON- RESURFACING & RELATED WORK ON WATER STREET AND BOLTON ROAD (1.2 MILES)	3	STP	\$ 2,760,229	\$ 2,208,183	\$ 552,046	STP/TAP; Non Adjusted Total Cost = \$5,551,000 as of 4/9/14; Construction; TEC 43 of 100; 75% Design returned on 10/11/13; CMAQ eligible; AC Yr 1 of 2
						Non-CMAQ/HSIP/TAP (Other) Subtotal ►	\$ 4,837,896	\$ 3,870,317	\$ 967,579	◄ 80% Federal + 20% Non-Federal
► Section 1A / Fiscal Constraint Analysis										
Total Federal Aid Target Funds Programmed ►							\$ 6,585,219	\$ 7,080,725	◄ Total Target	\$ 495,506 Target Funds Available
Total Non-CMAQ/HSIP/TAP (Other) Programmed ►							\$ 4,837,896	\$ 4,837,896	◄ Max. Non-CMAQ/HSIP/TAP	\$ - Non-CMAQ/HSIP/TAP (Other) Available
Total HSIP Programmed ►							\$ -	\$ 495,506	◄ Min. HSIP	\$ 495,506 HSIP Minimum Not Met
Total CMAQ Programmed ►							\$ 1,672,333	\$ 1,672,333	◄ Min. CMAQ	\$ - CMAQ Minimum Met
Total TAP Programmed ►							\$ 74,990	\$ 74,990	◄ Min. TAP	\$ - TAP Minimum Met
Remaining HSIP, CMAQ, and TAP Funds							\$ 495,506			

2015 MONTACHUSETT MPO Transportation Improvement Program

5/19/2014 Draft Released
6/25/2014 MPO Endorsed

Amendment/Adjustment Type ▼	MassDOT Project ID ▼	MPO ▼	Municipality Name ▼	MassDOT Project Description ▼	MassDOT District ▼	Funding Source ▼	Total Programmed Funds ▼	Federal Funds ▼	Non-Federal Funds ▼	Additional Information ▼
►Section 1B / Federal Aid Bridge Projects										
►Statewide Bridge Maintenance Program										
				No Projects Programmed			\$ -	\$ -	\$ -	
				Statewide Bridge Maintenance Program Subtotal ►			\$ -	\$ -	\$ -	◀ 80% Federal + 20% Non-Federal
►On System										
				No Projects Programmed			\$ -	\$ -	\$ -	
				On System Subtotal ►			\$ -	\$ -	\$ -	◀ 80% Federal + 20% Non-Federal
►Off-System										
	607114	Montachusett	Lancaster	LANCASTER - FULL BRIDGE REPLACEMENT, L-02-018, JACKSON ROAD OVER ROUTE 2.	3	STP-BR-OFF	\$ 3,432,000	\$ 2,745,600	\$ 686,400	AC Yr 2 of 2; Cost Est as of 4/23/13; Construction; Total Cost = \$7,576,608; Bridge Off System; \$4,144,608 programmed in FFY 2014
	604838	Montachusett	Winchendon	WINCHENDON - BRIDGE REPLACEMENT, W-39-001, HARRIS ROAD OVER TARBELL BROOK	2	STP-BR-OFF	\$ 3,279,640	\$ 2,623,712	\$ 655,928	Cost Est as of 4/30/14; Non Adjusted Total Cost = \$3,279,640; Bridge Off System
				Off-System Subtotal ►			\$ 6,711,640	\$ 5,369,312	\$ 1,342,328	◀ 80% Federal + 20% Non-Federal
►Statewide Bridge Inspection Program										
				No Projects Programmed			\$ -	\$ -	\$ -	
				Statewide Bridge Inspection Program Subtotal ►			\$ -	\$ -	\$ -	◀ 80% Federal + 20% Non-Federal
►Section 1C / Federal Aid Non-Target Projects										
►Other Federal Aid										
	607347	Montachusett	Gardner	GARDNER- BIKE PATH CONSTRUCTION, NORTH CENTRAL PATHWAY (PHASE VI)	3	HPP	\$ 1,000,000	\$ -	\$ 1,000,000	HPP #1798 MA 148 Earmark: Non Adjusted Total Cost = \$1,000,000 (as of 4/9/14); Total Design = \$112,000 included in FFY 2013 TIP Amendment No. 2 MPO Endorsed 6/12/13; Total Estimated Design & Construction = \$1,112,000 Non Adjusted.
				Other Federal Aid Subtotal ►			\$ 1,000,000	\$ -	\$ 1,000,000	◀ Funding Split Varies by Funding Source
►Section 1D / Federal Aid Major & State Category Projects										
►Statewide Infrastructure Program										
				No Projects Programmed			\$ -	\$ -	\$ -	
				Statewide Infrastructure Program Subtotal ►			\$ -	\$ -	\$ -	◀ 80% Federal + 20% Non-Federal
►Statewide HSIP Program										
				No Projects Programmed			\$ -	\$ -	\$ -	
				Statewide HSIP Program Subtotal ►			\$ -	\$ -	\$ -	◀ 90% Federal + 10% Non-Federal

2015 MONTACHUSETT MPO Transportation Improvement Program

5/19/2014 Draft Released
6/25/2014 MPO Endorsed

Amendment/Adjustment Type ▼	MassDOT Project ID ▼	MPO ▼	Municipality Name ▼	MassDOT Project Description ▼	MassDOT District ▼	Funding Source ▼	Total Programmed Funds ▼	Federal Funds ▼	Non-Federal Funds ▼	Additional Information ▼
► Statewide Safe Routes to Schools Program										
				No Projects Programmed			\$ -	\$ -	\$ -	Funding Split Varies by Funding Source
				Statewide Safe Routes to Schools Program Subtotal ►			\$ -	\$ -	\$ -	◄ Funding Split Varies by Funding Source
► Statewide CMAQ										
				No Projects Programmed			\$ -	\$ -	\$ -	
				Statewide CMAQ ►			\$ -	\$ -	\$ -	◄ 80% Federal + 20% Non-Federal
► Statewide Transportation Enhancements										
				No Projects Programmed			\$ -	\$ -	\$ -	
				Statewide Transportation Enhancements Subtotal ►			\$ -	\$ -	\$ -	◄ 80% Federal + 20% Non-Federal
► Statewide ITS										
				No Projects Programmed			\$ -	\$ -	\$ -	
				Statewide ITS Subtotal ►			\$ -	\$ -	\$ -	◄ 80% Federal + 20% Non-Federal
► Statewide Interstate Maintenance Program										
				No Projects Programmed			\$ -	\$ -	\$ -	
				Statewide Interstate Maintenance Program Subtotal ►			\$ -	\$ -	\$ -	◄ 90% Federal + 10% Non-Federal
► Statewide NHS Preservation Program+										
				No Projects Programmed			\$ -	\$ -	\$ -	
				Statewide NHS Preservation Program Subtotal ►			\$ -	\$ -	\$ -	◄ 80% Federal + 20% Non-Federal
► Statewide RR Grade Crossings										
				No Projects Programmed			\$ -	\$ -	\$ -	
				Statewide RR Grade Crossings Subtotal ►			\$ -	\$ -	\$ -	◄ 80% Federal + 20% Non-Federal
► Statewide Stormwater Retrofits										
				No Projects Programmed			\$ -	\$ -	\$ -	
				Statewide Stormwater Retrofits Subtotal ►			\$ -	\$ -	\$ -	◄ 80% Federal + 20% Non-Federal
► Statewide ADA Implementation Plan										
				No Projects Programmed			\$ -	\$ -	\$ -	
				Statewide ADA Implementation Plan Subtotal ►			\$ -	\$ -	\$ -	◄ 80% Federal + 20% Non-Federal
► Other Statewide Items										
				ABP GANS Repayment			\$ -	\$ -	\$ -	
				Award Adjustments, Change Orders, Project Value Changes, Etc.			\$ -	\$ -	\$ -	
				DBEs, FAPO, Pavement Lab Retrofits, and Misc. Programs			\$ -	\$ -	\$ -	
				Planning			\$ -	\$ -	\$ -	
				Statewide Design and Right of Way			\$ -	\$ -	\$ -	
				Statewide Recreational Trails			\$ -	\$ -	\$ -	
				Other Statewide Items Subtotal ►			\$ -	\$ -	\$ -	◄ Funding Split Varies by Funding Source

2015 MONTACHUSETT MPO Transportation Improvement Program

5/19/2014 Draft Released
6/25/2014 MPO Endorsed

Amendment/Adjustment Type ▼	MassDOT Project ID ▼	MPO ▼	Municipality Name ▼	MassDOT Project Description ▼	MassDOT District ▼	Funding Source ▼	Total Programmed Funds ▼	Federal Funds ▼	Non-Federal Funds ▼	Additional Information ▼	
► Section 2A / Non-Federal Projects											
► Non Federal Aid											
				No Projects Programmed		NFA	\$ -		\$ -		
						Non-Federal Aid Subtotal►	\$ -		\$ -	◀100% Non-Federal	
► Section 2B / Non-Federal Bridge Projects											
► Section 2B / Non-Federal Bridge Projects											
				No Projects Programmed		NFA	\$ -		\$ -		
				Section 2B / Non-Federal Bridge Projects Subtotal►			\$ -		\$ -	◀100% Non-Federal	

2015 MONTACHUSETT MPO TIP Summary

							TIP Section 1: ▼	TIP Section 2: ▼	Total of All Projects ▼	
Total ►							\$ 14,296,859	\$ -	\$ 14,296,859	◄ Total Spending in Region
Federal Funds ►							\$ 10,637,487		\$ 10,637,487	◄ Total Federal Spending in Region
Non-Federal Funds ►							\$ 3,659,372	\$ -	\$ 3,659,372	◄ Total Non-Federal Spending in Region
701 CMR 7.00 Use of Road Flaggers and Police Details on Public Works Projects / 701 CMR 7.00 (the Regulation) was promulgated and became law on October 3, 2008. Under this Regulation, the CMR is applicable to any Public works Project that is performed within the limits of, or that impact traffic on, any Public Road. The Municipal Limitation referenced in this Regulation is applicable only to projects where the Municipality is the Awarding Authority. For all projects contained in the TIP, the Commonwealth is the Awarding Authority. Therefore, all projects must be considered and implemented in accordance with 701 CMR 7.00, and the Road Flagger and Police Detail Guidelines. By placing a project on the TIP, the Municipality acknowledges that 701 CMR 7.00 is applicable to its project and design and construction will be fully compliant with this Regulation. This information, and additional information relative to guidance and implementation of the Regulation can be found at the following link on the MassDOT Highway Division website: http://www.massdot.state.ma.us/Highway/flaggers/main.aspx										

2016 MONTACHUSETT MPO Transportation Improvement Program

5/19/2014 Draft Released
6/25/2014 MPO Endorsed

Amendment/Adjustment Type ▼	MassDOT Project ID ▼	MPO ▼	Municipality Name ▼	MassDOT Project Description ▼	MassDOT District ▼	Funding Source ▼	Total Programmed Funds ▼	Federal Funds ▼	Non-Federal Funds ▼	Additional Information ▼	
► Section 1A / Federal Aid Target Projects											
► HSIP - Highway Safety Improvement Program											
	605651	Montachusett	Leominster	LEOMINSTER-RECONSTRUCTION ON ROUTE 13, FROM HAWES STREET TO PROSPECT STREET	3	HSIP	\$ 445,955	\$ 401,360	\$ 44,596	HSIP/CMAQ/STP; Total Cost = \$3,895,175 Adjusted for YOY by 4%; Non Adjusted Total Cost = \$3,745,361 (as of 4/9/14); Cost est. reduced from \$6,331,111 as of 4/12/12; Construction; TEC 61 of 100; 25% Design; Cost includes utilities; AQ analysis shows positive impact	
					HSIP Subtotal ►		\$ 445,955	\$ 401,360	\$ 44,596	◄ 90% Federal + 10% Non-Federal	
► CMAQ - Congestion Mitigation and Air Quality Improvement Program											
	605651	Montachusett	Leominster	LEOMINSTER-RECONSTRUCTION ON ROUTE 13, FROM HAWES STREET TO PROSPECT STREET	3	CMAQ	\$ 1,393,611	\$ 1,114,889	\$ 278,722	HSIP/CMAQ/STP; Total Cost = \$3,895,175 Adjusted for YOY by 4%; Non Adjusted Total Cost = \$3,745,361 (as of 4/9/14); Cost est. reduced from \$6,331,111 as of 4/12/12; Construction; TEC 61 of 100; 25% Design; Cost includes utilities; AQ analysis shows positive impact	
					CMAQ Subtotal ►		\$ 1,393,611	\$ 1,114,889	\$ 278,722	◄ 80% Federal + 20% Non-Federal	
► TAP - Transportation Alternatives Program											
	604960	Montachusett	Clinton	CLINTON- RESURFACING & RELATED WORK ON WATER STREET AND BOLTON ROAD (1.2 MILES)	3	TAP	\$ 127,980	\$ 102,384	\$ 25,596	STP/TAP; Non Adjusted Total Cost = \$5,551,000 as of 4/9/14; Construction; TEC 43 of 100; 75% Design returned on 10/11/13; CMAQ eligible; AC Yr 2 of 2	
					TAP Subtotal ►		\$ 127,980	\$ 102,384	\$ 25,596	◄ 80% Federal + 20% Non-Federal	
► Non-CMAQ/HSIP/TAP (Other)											
	605651	Montachusett	Leominster	LEOMINSTER-RECONSTRUCTION ON ROUTE 13, FROM HAWES STREET TO PROSPECT STREET	3	STP	\$ 2,055,609	\$ 1,644,487	\$ 411,122	HSIP/CMAQ/STP; Total Cost = \$3,895,175 Adjusted for YOY by 4%; Non Adjusted Total Cost = \$3,745,361 (as of 4/9/14); Cost est. reduced from \$6,331,111 as of 4/12/12; Construction; TEC 61 of 100; 25% Design; Cost includes utilities; AQ analysis shows positive impact	
	604960	Montachusett	Clinton	CLINTON- RESURFACING & RELATED WORK ON WATER STREET AND BOLTON ROAD (1.2 MILES)	3	STP	\$ 2,587,801	\$ 2,070,241	\$ 517,560	STP/TAP; Non Adjusted Total Cost = \$5,551,000 as of 4/9/14; Construction; TEC 43 of 100; 75% Design returned on 10/11/13; CMAQ eligible; AC Yr 2 of 2	
	607252	Montachusett	Gardner	GARDNER - RESURFACING & RELATED WORK ON MATTHEW STREET	3	STP	\$ 1,040,000	\$ 832,000	\$ 208,000	75% design on 9/4/13; city to design; could be book job; Total Cost = \$1,040,000 Adjusted by YOY by 4%; Non Adjusted Total Est Cost = \$1,000,000 as of 4/9/14; TEC 11 of 100;	
					Non-CMAQ/HSIP/TAP (Other) Subtotal ►		\$ 5,683,410	\$ 4,546,728	\$ 1,136,682	◄ 80% Federal + 20% Non-Federal	
► Section 1A / Fiscal Constraint Analysis											
					Total Federal Aid Target Funds Programmed ►		\$ 7,650,956	\$ 7,785,266	◄ Total Target	\$ 134,310	Target Funds Available
					Total Non-CMAQ/HSIP/TAP (Other) Programmed ►		\$ 5,683,410	\$ 5,817,721	◄ Max. Non-CMAQ/HSIP/TAP	\$ 134,311	Non-CMAQ/HSIP/TAP (Other) Available
					Total HSIP Programmed ►		\$ 445,955	\$ 445,955	◄ Min. HSIP	\$ -	HSIP Minimum Met
					Total CMAQ Programmed ►		\$ 1,393,611	\$ 1,393,611	◄ Min. CMAQ	\$ -	CMAQ Minimum Met
					Total TAP Programmed ►		\$ 127,980	\$ 127,980	◄ Min. TAP	\$ -	TAP Minimum Met
					Remaining HSIP, CMAQ, and TAP Funds		\$ -				

2016 MONTACHUSETT MPO Transportation Improvement Program

5/19/2014 Draft Released
6/25/2014 MPO Endorsed

Amendment/Adjustment Type ▼	MassDOT Project ID ▼	MPO ▼	Municipality Name ▼	MassDOT Project Description ▼	MassDOT District ▼	Funding Source ▼	Total Programmed Funds ▼	Federal Funds ▼	Non-Federal Funds ▼	Additional Information ▼	
► Section 1B / Federal Aid Bridge Projects											
► Statewide Bridge Maintenance Program											
				No Projects Programmed			\$ -	\$ -	\$ -		
				Statewide Bridge Maintenance Program Subtotal ►			\$ -	\$ -	\$ -	◀ 80% Federal + 20% Non-Federal	
► On System											
				No Projects Programmed			\$ -	\$ -	\$ -		
				On System Subtotal ►			\$ -	\$ -	\$ -	◀ 80% Federal + 20% Non-Federal	
► Off-System											
				No Projects Programmed			\$ -	\$ -	\$ -		
				Off-System Subtotal ►			\$ -	\$ -	\$ -	◀ 80% Federal + 20% Non-Federal	
► Statewide Bridge Inspection Program											
				No Projects Programmed			\$ -	\$ -	\$ -		
				Statewide Bridge Inspection Program Subtotal ►			\$ -	\$ -	\$ -	◀ 80% Federal + 20% Non-Federal	
► Section 1C / Federal Aid Non-Target Projects											
► Other Federal Aid											
				No Projects Programmed			\$ -	\$ -	\$ -		
				Other Federal Aid Subtotal ►			\$ -	\$ -	\$ -	◀ Funding Split Varies by Funding Source	
► Section 1D / Federal Aid Major & State Category Projects											
► Statewide Infrastructure Program											
				No Projects Programmed			\$ -	\$ -	\$ -		
				Statewide Infrastructure Program Subtotal ►			\$ -	\$ -	\$ -	◀ 80% Federal + 20% Non-Federal	
► Statewide HSIP Program											
	607960	Montachusett	Ashburnham	ASHBURNHAM- ROUTE 101 AT WILLIAMS AND COREY HILL ROAD, INTERSECTION IMPROVEMENTS	3	HSIPR	\$ 624,000	\$ 561,600	\$ 62,400	Total Cost = \$1,248,000 Adjusted for YOY by 4%; Non Adjusted Est Cost = \$1,200,000 (as of 5/9/14); Design funded through Regional HSIP in FFY 2014; Construction to be funded under Statewide HSIP #607493 as a High Risk Rural Road Program project; AC Yr 1 of 2; Yr 2 FFY 2017 Cost = \$624,000;	
				Statewide HSIP Program Subtotal ►			\$ 624,000	\$ 561,600	\$ 62,400	◀ 90% Federal + 10% Non-Federal	
► Statewide Safe Routes to Schools Program											
	607242	Montachusett	Fitchburg	FITCHBURG - SOUTH STREET ELEMENTARY - SAFE ROUTES TO SCHOOL Recommended improvements: Installation of sidewalks, wheelchair ramps, crosswalk striping and warning signs.	3	TAP	\$ 884,000	\$ 884,000	\$ -	100% Federal	
				Statewide Safe Routes to Schools Program Subtotal ►			\$ 884,000	\$ 884,000	\$ -	◀ Funding Split Varies by Funding Source	

2016 MONTACHUSETT MPO Transportation Improvement Program

5/19/2014 Draft Released
6/25/2014 MPO Endorsed

Amendment/Adjustment Type ▼	MassDOT Project ID ▼	MPO ▼	Municipality Name ▼	MassDOT Project Description ▼	MassDOT District ▼	Funding Source ▼	Total Programmed Funds ▼	Federal Funds ▼	Non-Federal Funds ▼	Additional Information ▼
► Section 1B / Federal Aid Bridge Projects										
► Statewide CMAQ										
				No Projects Programmed			\$ -	\$ -	\$ -	
					Statewide CMAQ ►		\$ -	\$ -	\$ -	◀ 80% Federal + 20% Non-Federal
► Statewide Transportation Enhancements										
				No Projects Programmed			\$ -	-	-	
					Statewide Transportation Enhancements Subtotal ►		\$ -	\$ -	\$ -	◀ 80% Federal + 20% Non-Federal
► Statewide ITS										
				No Projects Programmed			\$ -	-	-	
					Statewide ITS Subtotal ►		\$ -	\$ -	\$ -	◀ 80% Federal + 20% Non-Federal
► Statewide Interstate Maintenance Program										
				No Projects Programmed			\$ -	-	-	
					Statewide Interstate Maintenance Program Subtotal ►		\$ -	\$ -	\$ -	◀ 90% Federal + 10% Non-Federal
► Statewide NHS Preservation Program+										
				No Projects Programmed			\$ -	-	-	
					Statewide NHS Preservation Program Subtotal ►		\$ -	\$ -	\$ -	◀ 80% Federal + 20% Non-Federal
► Statewide RR Grade Crossings										
				No Projects Programmed			\$ -	-	-	
					Statewide RR Grade Crossings Subtotal ►		\$ -	\$ -	\$ -	◀ 80% Federal + 20% Non-Federal
► Statewide Stormwater Retrofits										
				No Projects Programmed			\$ -	-	-	
					Statewide Stormwater Retrofits Subtotal ►		\$ -	\$ -	\$ -	◀ 80% Federal + 20% Non-Federal
► Statewide ADA Implementation Plan										
				No Projects Programmed			\$ -	-	-	
					Statewide ADA Implementation Plan Subtotal ►		\$ -	\$ -	\$ -	◀ 80% Federal + 20% Non-Federal
► Other Statewide Items										
				ABP GANS Repayment			\$ -	-	-	
				Award Adjustments, Change Orders, Project Value Changes, Etc.			\$ -	-	-	
				DBEs, FAPO, Pavement Lab Retrofits, and Misc. Programs			\$ -	-	-	
				Planning			\$ -	-	-	
				Statewide Design and Right of Way			\$ -	-	-	
				Statewide Recreational Trails			\$ -	-	-	
					Other Statewide Items Subtotal ►		\$ -	\$ -	\$ -	◀ Funding Split Varies by Funding Source

2016 MONTACHUSETT MPO Transportation Improvement Program

5/19/2014 Draft Released
6/25/2014 MPO Endorsed

Amendment/Adjustment Type ▼	MassDOT Project ID ▼	MPO ▼	Municipality Name ▼	MassDOT Project Description ▼	MassDOT District ▼	Funding Source ▼	Total Programmed Funds ▼	Federal Funds ▼	Non-Federal Funds ▼	Additional Information ▼
► Section 1B / Federal Aid Bridge Projects										
► Section 2A / Non-Federal Projects										
► Non Federal Aid										
				No Projects Programmed		NFA	\$ -		\$ -	
						Non-Federal Aid Subtotal►	\$ -		\$ -	◄100% Non-Federal
► Section 2B / Non-Federal Bridge Projects										
► Section 2B / Non-Federal Bridge Projects										
				No Projects Programmed		NFA	\$ -		\$ -	
						Section 2B / Non-Federal Bridge Projects Subtotal►	\$ -		\$ -	◄100% Non-Federal

2016 MONTACHUSETT MPO TIP Summary

							TIP Section 1: ▼	TIP Section 2: ▼	Total of All Projects ▼	
						Total ►	\$ 9,158,956	\$ -	\$ 9,158,956	◄ Total Spending in Region
						Federal Funds ►	\$ 7,610,960		\$ 7,610,960	◄ Total Federal Spending in Region
						Non-Federal Funds ►	\$ 1,547,996	\$ -	\$ 1,547,996	◄ Total Non-Federal Spending in Region

701 CMR 7.00 Use of Road Flaggers and Police Details on Public Works Projects / 701 CMR 7.00 (the Regulation) was promulgated and became law on October 3, 2008. Under this Regulation, the CMR is applicable to any Public works Project that is performed within the limits of, or that impact traffic on, any Public Road. The Municipal Limitation referenced in this Regulation is applicable only to projects where the Municipality is the Awarding Authority. For all projects contained in the TIP, the Commonwealth is the Awarding Authority. Therefore, all projects must be considered and implemented in accordance with 701 CMR 7.00, and the Road Flagger and Police Detail Guidelines. By placing a project on the TIP, the Municipality acknowledges that 701 CMR 7.00 is applicable to its project and design and construction will be fully compliant with this Regulation. This information, and additional information relative to guidance and implementation of the Regulation can be found at the following link on the MassDOT Highway Division website: <http://www.massdot.state.ma.us/Highway/flaggers/main.aspx>

2017 MONTACHUSETT MPO Transportation Improvement Program

5/19/2014 Draft Released
6/25/2014 MPO Endorsed

Amendment/Adjustment Type ▼	MassDOT Project ID ▼	MPO ▼	Municipality Name ▼	MassDOT Project Description ▼	MassDOT District ▼	Funding Source ▼	Total Programmed Funds ▼	Federal Funds ▼	Non-Federal Funds ▼	Additional Information ▼
► Section 1A / Federal Aid Target Projects										
► HSIP - Highway Safety Improvement Program										
	606124	Montachusett	Multiple	FITCHBURG- LUNENBURG-LEOMINSTER-RECONSTRUCTION OF SUMMER STREET AND NORTH STREET	3	HSIP	\$ 445,955	\$ 401,360	\$ 44,596	STP/CMAQ/HSIP/TAP; Total Cost = \$7,499,907 Adjusted for YOY by 8%; Non Adjusted Total Cost = \$6,944,358 as of 4/9/14; 25% received (1/21/14); TEC 50 of 100; HSIP Eligibility has not yet been determined for this project;
						HSIP Subtotal ►	\$ 445,955	\$ 401,360	\$ 44,596	◄ 90% Federal + 10% Non-Federal
► CMAQ - Congestion Mitigation and Air Quality Improvement Program										
	606124	Montachusett	Multiple	FITCHBURG- LUNENBURG-LEOMINSTER-RECONSTRUCTION OF SUMMER STREET AND NORTH STREET	3	CMAQ	\$ 1,393,611	\$ 1,114,889	\$ 278,722	STP/CMAQ/HSIP/TAP; Total Cost = \$7,499,907 Adjusted for YOY by 8%; Non Adjusted Total Cost = \$6,944,358 as of 4/9/14; 25% received (1/21/14); TEC 50 of 100; HSIP Eligibility has not yet been determined for this project;
						CMAQ Subtotal ►	\$ 1,393,611	\$ 1,114,889	\$ 278,722	◄ 80% Federal + 20% Non-Federal
► TAP - Transportation Alternatives Program										
	606124	Montachusett	Multiple	FITCHBURG- LUNENBURG-LEOMINSTER-RECONSTRUCTION OF SUMMER STREET AND NORTH STREET	3	TAP	\$ 83,156	\$ 66,525	\$ 16,631	STP/CMAQ/HSIP/TAP; Total Cost = \$7,499,907 Adjusted for YOY by 8%; Non Adjusted Total Cost = \$6,944,358 as of 4/9/14; 25% received (1/21/14); TEC 50 of 100; HSIP Eligibility has not yet been determined for this project;
						TAP Subtotal ►	\$ 83,156	\$ 66,525	\$ 16,631	◄ 80% Federal + 20% Non-Federal
► Non-CMAQ/HSIP/TAP (Other)										
	606124	Montachusett	Multiple	FITCHBURG- LUNENBURG-LEOMINSTER-RECONSTRUCTION OF SUMMER STREET AND NORTH STREET	3	STP	\$ 5,577,185	\$ 4,461,748	\$ 1,115,437	STP/CMAQ/HSIP/TAP; Total Cost = \$7,499,907 Adjusted for YOY by 8%; Non Adjusted Total Cost = \$6,944,358 as of 4/9/14; 25% received (1/21/14); TEC 50 of 100; HSIP Eligibility has not yet been determined for this project;
						Non-CMAQ/HSIP/TAP (Other) Subtotal ►	\$ 5,577,185	\$ 4,461,748	\$ 1,115,437	◄ 80% Federal + 20% Non-Federal
► Section 1A / Fiscal Constraint Analysis										
						Total Federal Aid Target Funds Programmed ►	\$ 7,499,907	\$ 7,785,266	◄ Total Target	\$ 285,359 Target Funds Available
						Total Non-CMAQ/HSIP/TAP (Other) Programmed ►	\$ 5,577,185	\$ 5,862,545	◄ Max. Non-CMAQ/HSIP/TAP	\$ 285,360 Non-CMAQ/HSIP/TAP (Other) Available
						Total HSIP Programmed ►	\$ 445,955	\$ 445,955	◄ Min. HSIP	\$ - HSIP Minimum Met
						Total CMAQ Programmed ►	\$ 1,393,611	\$ 1,393,611	◄ Min. CMAQ	\$ - CMAQ Minimum Met
						Total TAP Programmed ►	\$ 83,156	\$ 83,156	◄ Min. TAP	\$ - TAP Minimum Met
						Remaining HSIP, CMAQ, and TAP Funds \$	-			

2017 MONTACHUSETT MPO Transportation Improvement Program

5/19/2014 Draft Released
6/25/2014 MPO Endorsed

Amendment/Adjustment Type ▼	MassDOT Project ID ▼	MPO ▼	Municipality Name ▼	MassDOT Project Description ▼	MassDOT District ▼	Funding Source ▼	Total Programmed Funds ▼	Federal Funds ▼	Non-Federal Funds ▼	Additional Information ▼
► Section 1B / Federal Aid Bridge Projects										
► Statewide Bridge Maintenance Program										
				No Projects Programmed			\$ -	\$ -	\$ -	
				Statewide Bridge Maintenance Program Subtotal ►			\$ -	\$ -	\$ -	◀ 80% Federal + 20% Non-Federal
► On System										
	605094	Montachusett	Fitchburg	FITCHBURG - BRIDGE BETTERMENT, F-04-003, STATE ROUTE 31 OVER PHILLIPS BROOK	3	NHPP	\$ 5,439,420	\$ 4,351,536	\$ 1,087,884	Cost Est as of 4/30/14; Total Cost = \$5,439,420 Adjusted for YOY by 8%;
				On System Subtotal ►			\$ 5,439,420	\$ 4,351,536	\$ 1,087,884	◀ 80% Federal + 20% Non-Federal
► Off-System										
	607127	Montachusett	Hubbardston	HUBBARDSTON - BRIDGE REPLACEMENT, H-24-009, EVERGREEN ROAD OVER MASON BROOK	3	STP-BR-OFF	\$ 1,726,760	\$ 1,381,408	\$ 345,352	Cost Est as of 4/30/1; Total Cost = \$1,726,760 Adjusted for YOY by 8%; Bridge Off System
	607529	Montachusett	Winchendon	WINCHENDON - BRIDGE REPAIR, W-39-015, NORTH ROYALSTON ROAD OVER WEST BRANCH OF MILLERS RIVER	2	STP-BR-OFF	\$ 2,624,440	\$ 2,099,552	\$ 524,888	Cost Est as of 4/23/13; Total Cost = \$2,624,440 Adjusted for YOY by 8%; Bridge Off System
				Off-System Subtotal ►			\$ 4,351,200	\$ 3,480,960	\$ 870,240	◀ 80% Federal + 20% Non-Federal
► Statewide Bridge Inspection Program										
				No Projects Programmed			\$ -	\$ -	\$ -	
				Statewide Bridge Inspection Program Subtotal ►			\$ -	\$ -	\$ -	◀ 80% Federal + 20% Non-Federal
► Section 1C / Federal Aid Non-Target Projects										
► Other Federal Aid										
				No Projects Programmed			\$ -	\$ -	\$ -	
				Other Federal Aid Subtotal ►			\$ -	\$ -	\$ -	◀ Funding Split Varies by Funding Source
► Section 1D / Federal Aid Major & State Category Projects										
► Statewide Infrastructure Program										
				No Projects Programmed			\$ -	\$ -	\$ -	
				Statewide Infrastructure Program Subtotal ►			\$ -	\$ -	\$ -	◀ 80% Federal + 20% Non-Federal
► Statewide HSIP Program										
	607960	Montachusett	Ashburnham	ASHBURNHAM- ROUTE 101 AT WILLIAMS AND COREY HILL ROAD, INTERSECTION IMPROVEMENTS	3	HSIPR	\$ 624,000	\$ 561,600	\$ 62,400	Total Cost = \$1,248,000 Adjusted for YOY by 4%; Non Adjusted Est Cost = \$1,200,000 (as of 5/9/14); Design funded through Regional HSIP in FFY 2014; Construction to be funded under Statewide HSIP #607493 as a High Risk Rural Road Program project; AC Yr 2 of 2; Yr 1 FFY 2016 Cost = \$624,000;
				Statewide HSIP Program Subtotal ►			\$ 624,000	\$ 561,600	\$ 62,400	◀ 90% Federal + 10% Non-Federal

2017 MONTACHUSETT MPO Transportation Improvement Program

5/19/2014 Draft Released
6/25/2014 MPO Endorsed

Amendment/Adjustment Type ▼	MassDOT Project ID ▼	MPO ▼	Municipality Name ▼	MassDOT Project Description ▼	MassDOT District ▼	Funding Source ▼	Total Programmed Funds ▼	Federal Funds ▼	Non-Federal Funds ▼	Additional Information ▼
► Statewide Safe Routes to Schools Program										
				No Projects Programmed			\$ -	\$ -	\$ -	Funding Split Varies by Funding Source
				Statewide Safe Routes to Schools Program Subtotal ►			\$ -	\$ -	\$ -	◄ Funding Split Varies by Funding Source
► Statewide CMAQ										
				No Projects Programmed			\$ -	\$ -	\$ -	
				Statewide CMAQ ►			\$ -	\$ -	\$ -	◄ 80% Federal + 20% Non-Federal
► Statewide Transportation Enhancements										
				No Projects Programmed			\$ -	\$ -	\$ -	
				Statewide Transportation Enhancements Subtotal ►			\$ -	\$ -	\$ -	◄ 80% Federal + 20% Non-Federal
► Statewide ITS										
				No Projects Programmed			\$ -	\$ -	\$ -	
				Statewide ITS Subtotal ►			\$ -	\$ -	\$ -	◄ 80% Federal + 20% Non-Federal
► Statewide Interstate Maintenance Program										
	606575	Montachusett	Multiple	STERLING - LEOMINSTER - LANCASTER - INTERSTATE MAINTENANCE & RELATED WORK ON I-190	3	NHPP	\$ 17,097,350	15,387,615.0	1,709,735.0	Cost Est as of 4/30/14; Total Cost = \$17,097,350 Adjusted for YOY by 8%;
				Statewide Interstate Maintenance Program Subtotal ►			\$ 17,097,350	\$ 15,387,615	\$ 1,709,735	◄ 90% Federal + 10% Non-Federal
► Statewide NHS Preservation Program+										
	607475	Montachusett	Winchendon	WINCHENDON - RESURFACING & RELATED WORK ON ROUTE 12, FROM MILL STREET/BEGINNING OF STATE HIGHWAY TO NEW HAMPSHIRE STATE LINE (2.5 MILES)	2	NHPP	\$ 1,951,425	1,561,140.0	390,285.0	Cost Est as of 4/30/14; Total Cost = \$1,951,425 Adjusted for YOY by 8%;
				Statewide NHS Preservation Program Subtotal ►			\$ 1,951,425	\$ 1,561,140	\$ 390,285	◄ 80% Federal + 20% Non-Federal
► Statewide RR Grade Crossings										
				No Projects Programmed			\$ -	\$ -	\$ -	
				Statewide RR Grade Crossings Subtotal ►			\$ -	\$ -	\$ -	◄ 80% Federal + 20% Non-Federal
► Statewide Stormwater Retrofits										
				No Projects Programmed			\$ -	\$ -	\$ -	
				Statewide Stormwater Retrofits Subtotal ►			\$ -	\$ -	\$ -	◄ 80% Federal + 20% Non-Federal
► Statewide ADA Implementation Plan										
				No Projects Programmed			\$ -	\$ -	\$ -	
				Statewide ADA Implementation Plan Subtotal ►			\$ -	\$ -	\$ -	◄ 80% Federal + 20% Non-Federal
► Other Statewide Items										
				ABP GANS Repayment			\$ -	\$ -	\$ -	
				Award Adjustments, Change Orders, Project Value Changes, Etc.			\$ -	\$ -	\$ -	
				DBEs, FAPO, Pavement Lab Retrofits, and Misc. Programs			\$ -	\$ -	\$ -	
				Planning			\$ -	\$ -	\$ -	
				Statewide Design and Right of Way			\$ -	\$ -	\$ -	
				Statewide Recreational Trails			\$ -	\$ -	\$ -	
				Other Statewide Items Subtotal ►			\$ -	\$ -	\$ -	◄ Funding Split Varies by Funding Source

2017 MONTACHUSETT MPO Transportation Improvement Program

5/19/2014 Draft Released
6/25/2014 MPO Endorsed

Amendment/Adjustment Type ▼	MassDOT Project ID ▼	MPO ▼	Municipality Name ▼	MassDOT Project Description ▼	MassDOT District ▼	Funding Source ▼	Total Programmed Funds ▼	Federal Funds ▼	Non-Federal Funds ▼	Additional Information ▼
► Section 2A / Non-Federal Projects										
► Non Federal Aid										
				No Projects Programmed		NFA	\$ -		\$ -	
						Non-Federal Aid Subtotal►	\$ -		\$ -	◄100% Non-Federal
► Section 2B / Non-Federal Bridge Projects										
► Section 2B / Non-Federal Bridge Projects										
				No Projects Programmed		NFA	\$ -		\$ -	
						Section 2B / Non-Federal Bridge Projects Subtotal►	\$ -		\$ -	◄100% Non-Federal

2017 MONTACHUSETT MPO TIP Summary

TIP Section 1: ▼ TIP Section 2: ▼ Total of All Projects ▼

						Total ►	\$ 36,963,302	\$ -	\$ 36,963,302	◄ Total Spending in Region
						Federal Funds ►	\$ 31,387,372		\$ 31,387,372	◄ Total Federal Spending in Region
						Non-Federal Funds ►	\$ 5,575,930	\$ -	\$ 5,575,930	◄ Total Non-Federal Spending in Region

701 CMR 7.00 Use of Road Flaggers and Police Details on Public Works Projects / 701 CMR 7.00 (the Regulation) was promulgated and became law on October 3, 2008. Under this Regulation, the CMR is applicable to any Public works Project that is performed within the limits of, or that impact traffic on, any Public Road. The Municipal Limitation referenced in this Regulation is applicable only to projects where the Municipality is the Awarding Authority. For all projects contained in the TIP, the Commonwealth is the Awarding Authority. Therefore, all projects must be considered and implemented in accordance with 701 CMR 7.00, and the Road Flagger and Police Detail Guidelines. By placing a project on the TIP, the Municipality acknowledges that 701 CMR 7.00 is applicable to its project and design and construction will be fully compliant with this Regulation. This information, and additional information relative to guidance and implementation of the Regulation can be found at the following link on the MassDOT Highway Division website: <http://www.massdot.state.ma.us/Highway/flaggers/main.aspx>

2018 MONTACHUSETT MPO Transportation Improvement Program

5/19/2014 Draft Released
6/25/2014 MPO Endorsed

Amendment/Adjustment Type ▼	MassDOT Project ID ▼	MPO ▼	Municipality Name ▼	MassDOT Project Description ▼	MassDOT District ▼	Funding Source ▼	Total Programmed Funds ▼	Federal Funds ▼	Non-Federal Funds ▼	Additional Information ▼
► Section 1A / Federal Aid Target Projects										
► HSIP - Highway Safety Improvement Program										
	604699	Montachusett	Sterling	STERLING- INTERSECTION IMPROVEMENTS AT ROUTE 12 AND CHOCKSETT ROAD	3	HSIP	\$ 445,955	\$ 401,360	\$ 44,596	STP/HSIP/TAP/CMAQ; Total Cost = \$4,240,320 Adjusted for YOY by 12%; Non Adjusted Total Cost = \$3,786,000; Construction (as of 5/8/14); TEC 39 of 100; Preliminary Design at MassDOT Boston: Possible Municipality Design; possible HSIP; CMAQ Eligible;
HSIP Subtotal ►							\$ 445,955	\$ 401,360	\$ 44,596	◄ 90% Federal + 10% Non-Federal
► CMAQ - Congestion Mitigation and Air Quality Improvement Program										
	604699	Montachusett	Sterling	STERLING- INTERSECTION IMPROVEMENTS AT ROUTE 12 AND CHOCKSETT ROAD	3	CMAQ	\$ 1,393,611	\$ 1,114,889	\$ 278,722	STP/HSIP/TAP/CMAQ; Total Cost = \$6,865,600 Adjusted for YOY by 12%; Non Adjusted Total Cost = \$6,130,000; Construction (as of 4/14/14); TEC 39 of 100; Preliminary Design at MassDOT Boston: Possible Municipality Design; possible HSIP; CMAQ Eligible;
CMAQ Subtotal ►							\$ 1,393,611	\$ 1,114,889	\$ 278,722	◄ 80% Federal + 20% Non-Federal
► TAP - Transportation Alternatives Program										
	604699	Montachusett	Sterling	STERLING- INTERSECTION IMPROVEMENTS AT ROUTE 12 AND CHOCKSETT ROAD	3	TAP	\$ 83,156	\$ 66,525	\$ 16,631	STP/HSIP/TAP/CMAQ; Total Cost = \$6,865,600 Adjusted for YOY by 12%; Non Adjusted Total Cost = \$6,130,000; Construction (as of 4/14/14); TEC 39 of 100; Preliminary Design at MassDOT Boston: Possible Municipality Design; possible HSIP; CMAQ Eligible;
TAP Subtotal ►							\$ 83,156	\$ 66,525	\$ 16,631	◄ 80% Federal + 20% Non-Federal
► Non-CMAQ/HSIP/TAP (Other)										
	604699	Montachusett	Sterling	STERLING- INTERSECTION IMPROVEMENTS AT ROUTE 12 AND CHOCKSETT ROAD	3	STP	\$ 2,317,598	\$ 1,854,078	\$ 463,520	STP/HSIP/TAP/CMAQ; Total Cost = \$6,865,600 Adjusted for YOY by 12%; Non Adjusted Total Cost = \$6,130,000; Construction (as of 4/14/14); TEC 39 of 100; Preliminary Design at MassDOT Boston: Possible Municipality Design; possible HSIP; CMAQ Eligible;
	607446	Montachusett	Westminster	WESTMINSTER- INTERSECTION IMPROVEMENTS, ROUTE 2A AT ROUTE 140	3	STP	\$ 2,284,800	\$ 1,827,840	\$ 456,960	Total Cost = \$2,284,800 Adjusted for YOY by 12%; Non Adjusted Total Cost = \$2,040,000 (as of 1/6/14); Prelim Design; Est Const - Summer 2019; Consultant Design; TEC 43 of 100;
Non-CMAQ/HSIP/TAP (Other) Subtotal ►							\$ 4,602,398	\$ 3,681,918	\$ 920,480	◄ 80% Federal + 20% Non-Federal
► Section 1A / Fiscal Constraint Analysis										
Total Federal Aid Target Funds Programmed ►							\$ 6,525,120	\$ 7,785,266	◄ Total Target	\$ 1,260,146 Target Funds Available
Total Non-CMAQ/HSIP/TAP (Other) Programmed ►							\$ 4,602,398	\$ 5,862,545	◄ Max. Non-CMAQ/HSIP/TAP	\$ 1,260,147 Non-CMAQ/HSIP/TAP (Other) /
Total HSIP Programmed ►							\$ 445,955	\$ 445,955	◄ Min. HSIP	\$ - HSIP Minimum Met
Total CMAQ Programmed ►							\$ 1,393,611	\$ 1,393,611	◄ Min. CMAQ	\$ - CMAQ Minimum Met
Total TAP Programmed ►							\$ 83,156	\$ 83,156	◄ Min. TAP	\$ - TAP Minimum Met
Remaining HSIP, CMAQ, and TAP Funds							\$ -			

2018 MONTACHUSETT MPO Transportation Improvement Program

5/19/2014 Draft Released
6/25/2014 MPO Endorsed

Amendment/Adjustment Type ▼	MassDOT Project ID ▼	MPO ▼	Municipality Name ▼	MassDOT Project Description ▼	MassDOT District ▼	Funding Source ▼	Total Programmed Funds ▼	Federal Funds ▼	Non-Federal Funds ▼	Additional Information ▼
► Section 1B / Federal Aid Bridge Projects										
► Statewide Bridge Maintenance Program										
				No Projects Programmed			\$ -	\$ -	\$ -	
				Statewide Bridge Maintenance Program Subtotal ►			\$ -	\$ -	\$ -	◀ 80% Federal + 20% Non-Federal
► On System										
				No Projects Programmed			\$ -	\$ -	\$ -	
				On System Subtotal ►			\$ -	\$ -	\$ -	◀ 80% Federal + 20% Non-Federal
► Off-System										
				No Projects Programmed			\$ -	\$ -	\$ -	
				Off-System Subtotal ►			\$ -	\$ -	\$ -	◀ 80% Federal + 20% Non-Federal
► Statewide Bridge Inspection Program										
				No Projects Programmed			\$ -	\$ -	\$ -	
				Statewide Bridge Inspection Program Subtotal ►			\$ -	\$ -	\$ -	◀ 80% Federal + 20% Non-Federal
► Section 1C / Federal Aid Non-Target Projects										
► Other Federal Aid										
				No Projects Programmed			\$ -	\$ -	\$ -	
				Other Federal Aid Subtotal ►			\$ -	\$ -	\$ -	◀ Funding Split Varies by Funding Source
► Section 1D / Federal Aid Major & State Category Projects										
► Statewide Infrastructure Program										
				No Projects Programmed			\$ -	\$ -	\$ -	
				Statewide Infrastructure Program Subtotal ►			\$ -	\$ -	\$ -	◀ 80% Federal + 20% Non-Federal
► Statewide HSIP Program										
				No Projects Programmed			\$ -	\$ -	\$ -	
				Statewide HSIP Program Subtotal ►			\$ -	\$ -	\$ -	◀ 90% Federal + 10% Non-Federal
► Statewide Safe Routes to Schools Program										
				No Projects Programmed			\$ -	\$ -	\$ -	Funding Split Varies by Funding Source
				Statewide Safe Routes to Schools Program Subtotal ►			\$ -	\$ -	\$ -	◀ Funding Split Varies by Funding Source
► Statewide CMAQ										
				No Projects Programmed			\$ -	\$ -	\$ -	
				Statewide CMAQ ►			\$ -	\$ -	\$ -	◀ 80% Federal + 20% Non-Federal
► Statewide Transportation Enhancements										
				No Projects Programmed			\$ -	\$ -	\$ -	
				Statewide Transportation Enhancements Subtotal ►			\$ -	\$ -	\$ -	◀ 80% Federal + 20% Non-Federal
► Statewide ITS										
				No Projects Programmed			\$ -	\$ -	\$ -	
				Statewide ITS Subtotal ►			\$ -	\$ -	\$ -	◀ 80% Federal + 20% Non-Federal

2018 MONTACHUSETT MPO Transportation Improvement Program

5/19/2014 Draft Released
6/25/2014 MPO Endorsed

Amendment/Adjustment Type ▼	MassDOT Project ID ▼	MPO ▼	Municipality Name ▼	MassDOT Project Description ▼	MassDOT District ▼	Funding Source ▼	Total Programmed Funds ▼	Federal Funds ▼	Non-Federal Funds ▼	Additional Information ▼
► Statewide Interstate Maintenance Program										
				No Projects Programmed			\$ -	-	-	
				Statewide Interstate Maintenance Program Subtotal ►			\$ -	\$ -	\$ -	◄ 90% Federal + 10% Non-Federal
► Statewide NHS Preservation Program+										
				No Projects Programmed			\$ -	-	-	
				Statewide NHS Preservation Program Subtotal ►			\$ -	\$ -	\$ -	◄ 80% Federal + 20% Non-Federal
► Statewide RR Grade Crossings										
				No Projects Programmed			\$ -	-	-	
				Statewide RR Grade Crossings Subtotal ►			\$ -	\$ -	\$ -	◄ 80% Federal + 20% Non-Federal
► Statewide Stormwater Retrofits										
				No Projects Programmed			\$ -	-	-	
				Statewide Stormwater Retrofits Subtotal ►			\$ -	\$ -	\$ -	◄ 80% Federal + 20% Non-Federal
► Statewide ADA Implementation Plan										
				No Projects Programmed			\$ -	-	-	
				Statewide ADA Implementation Plan Subtotal ►			\$ -	\$ -	\$ -	◄ 80% Federal + 20% Non-Federal
► Other Statewide Items										
				ABP GANS Repayment			\$ -	-	-	
				Award Adjustments, Change Orders, Project Value Changes, Etc.			\$ -	-	-	
				DBEs, FAPO, Pavement Lab Retrofits, and Misc. Programs			\$ -	-	-	
				Planning			\$ -	-	-	
				Statewide Design and Right of Way			\$ -	-	-	
				Statewide Recreational Trails			\$ -	-	-	
				Other Statewide Items Subtotal ►			\$ -	\$ -	\$ -	◄ Funding Split Varies by Funding Source
► Section 2A / Non-Federal Projects										
► Non Federal Aid										
				No Projects Programmed		NFA	\$ -		\$ -	
				Non-Federal Aid Subtotal ►			\$ -		\$ -	◄ 100% Non-Federal
► Section 2B / Non-Federal Bridge Projects										
► Section 2B / Non-Federal Bridge Projects										
				No Projects Programmed		NFA	\$ -		\$ -	
				Section 2B / Non-Federal Bridge Projects Subtotal ►			\$ -		\$ -	◄ 100% Non-Federal

2018 MONTACHUSETT MPO TIP Summary

							TIP Section 1: ▼	TIP Section 2: ▼	Total of All Projects ▼	
						Total ►	\$ 6,525,120	\$ -	\$ 6,525,120	◄ Total Spending in Region
						Federal Funds ►	\$ 5,264,692		\$ 5,264,692	◄ Total Federal Spending in Region
						Non-Federal Funds ►	\$ 1,260,429	\$ -	\$ 1,260,429	◄ Total Non-Federal Spending in Region

701 CMR 7.00 Use of Road Flaggers and Police Details on Public Works Projects / 701 CMR 7.00 (the Regulation) was promulgated and became law on October 3, 2008. Under this Regulation, the CMR is applicable to any Public works Project that is performed within the limits of, or that impact traffic on, any Public Road. The Municipal Limitation referenced in this Regulation is applicable only to projects where the Municipality is the Awarding Authority. For all projects contained in the TIP, the Commonwealth is the Awarding Authority. Therefore, all projects must be considered and implemented in accordance with 701 CMR 7.00, and the Road Flagger and Police Detail Guidelines. By placing a project on the TIP, the Municipality acknowledges that 701 CMR 7.00 is applicable to its project and design and construction will be fully compliant with this Regulation. This information, and additional information relative to guidance and implementation of the Regulation can be found at the following link on the MassDOT Highway Division website: <http://www.massdot.state.ma.us/Highway/flaggers/main.aspx>

Transportation Improvement Program (TIP)
Project List (FY2015)

FTA Program	Transit Agency	FTA Activity Line Item	Project Description	Carryover or Earmark Detail	Federal Funds	RTACAP	MAP	ITCCAP	TDC	SCA	Local Funds	Total Cost
5307												
	5307 Montachusett Regional Transit Authority	117A00	PREVENTIVE MAINTENANCE		\$800,000	\$0	\$0	\$0	\$0	\$200,000	\$0	\$1,000,000
	5307 Montachusett Regional Transit Authority	111203	BUY REPLACEMENT 30-FT BUS (2)		\$600,000	\$150,000	\$0	\$0	\$0	\$0	\$0	\$750,000
	5307 Montachusett Regional Transit Authority	300901	UP TO 50% FEDERAL SHARE		\$1,617,200	\$0	\$0	\$0	\$0	\$1,617,200	\$0	\$3,234,400
Subtotal					\$3,017,200	\$150,000	\$0	\$0	\$0	\$1,817,200	\$0	\$4,984,400
5309												
Subtotal					\$0	\$0	\$0	\$0	\$0	\$0	\$0	\$0
5310												
Subtotal					\$0	\$0	\$0	\$0	\$0	\$0	\$0	\$0
5311												
Subtotal					\$0	\$0	\$0	\$0	\$0	\$0	\$0	\$0
5337												
Subtotal					\$0	\$0	\$0	\$0	\$0	\$0	\$0	\$0
5339												
Subtotal					\$0	\$0	\$0	\$0	\$0	\$0	\$0	\$0
Other Federal												
Subtotal					\$0	\$0	\$0	\$0	\$0	\$0	\$0	\$0
Other Non-Federal												
Other Non-Federal	Montachusett Regional Transit Authority	114402	REHAB/RENOVATE - MAINTENANCE FACILITY		\$0	\$51,000	\$0	\$0	\$0	\$0	\$0	\$51,000
Other Non-Federal	Montachusett Regional Transit Authority	114403	REHAB/RENOVATE - ADMIN/MAINT FACILITY		\$0	\$42,647	\$0	\$0	\$0	\$0	\$0	\$42,647
Other Non-Federal	Montachusett Regional Transit Authority	111215	Purchase - Replacement: Vans (8)		\$0	\$88,000	\$0	\$0	\$0	\$0	\$0	\$88,000
Other Non-Federal	Montachusett Regional Transit Authority	114220	ACQUIRE - MISC SUPPORT EQUIPMENT		\$0	\$60,000	\$0	\$0	\$0	\$0	\$0	\$60,000
Other Non-Federal	Montachusett Regional Transit Authority	119206	PURCHASE BICYCLE ACCESS, FACIL & EQUIP ON BUSES		\$0	\$10,000	\$0	\$0	\$0	\$0	\$0	\$10,000
Subtotal					\$0	\$251,647	\$0	\$0	\$0	\$0	\$0	\$251,647
Total					\$3,017,200	\$401,647	\$0	\$0	\$0	\$1,817,200	\$0	\$5,236,047

Transportation Improvement Program (TIP)
Project List (FY2016)

FTA Program	Transit Agency	FTA Activity Line Item	Project Description	Carryover or Earmark Detail	Federal Funds	RTACAP	MAP	ITCCAP	TDC	SCA	Local Funds	Total Cost
5307												
	5307 Montachusett Regional Transit Authority	113404	REHAB/RENOVATE - BUS PARK & RIDE LOT		\$200,000	\$50,000	\$0	\$0	\$0	\$0	\$0	\$250,000
	5307 Montachusett Regional Transit Authority	114220	ACQUIRE - MISC SUPPORT EQUIPMENT		\$120,000	\$30,000	\$0	\$0	\$0	\$0	\$0	\$150,000
	5307 Montachusett Regional Transit Authority	300901	UP TO 50% FEDERAL SHARE		\$1,455,500	\$0	\$0	\$0	\$0	\$1,455,500	\$0	\$2,911,000
			REHAB/RENOVATE BUS SUPPORT									
	5307 Montachusett Regional Transit Authority	114400	FACIL/EQUIP		\$80,000	\$20,000	\$0	\$0	\$0	\$0	\$0	\$100,000
			REHAB/RENOVATE - ADMIN/MAINT									
	5307 Montachusett Regional Transit Authority	114403	FACILITY		\$108,000	\$27,000	\$0	\$0	\$0	\$0	\$0	\$135,000
	5307 Montachusett Regional Transit Authority	117A00	PREVENTIVE MAINTENANCE		\$800,000	\$0	\$0	\$0	\$0	\$200,000	\$0	\$1,000,000
	5307 Montachusett Regional Transit Authority	111204	BUY REPLACEMENT <30 FT BUS (2)		\$160,000	\$40,000	\$0	\$0	\$0	\$0	\$0	\$200,000
Subtotal					\$2,923,500	\$167,000	\$0	\$0	\$0	\$1,655,500	\$0	\$4,746,000
5309												
Subtotal					\$0	\$0	\$0	\$0	\$0	\$0	\$0	\$0
5310												
Subtotal					\$0	\$0	\$0	\$0	\$0	\$0	\$0	\$0
5311												
Subtotal					\$0	\$0	\$0	\$0	\$0	\$0	\$0	\$0
5337												
Subtotal					\$0	\$0	\$0	\$0	\$0	\$0	\$0	\$0
5339												
Subtotal					\$0	\$0	\$0	\$0	\$0	\$0	\$0	\$0
Other Federal												
Subtotal					\$0	\$0	\$0	\$0	\$0	\$0	\$0	\$0
Other Non-Federal												
Subtotal					\$0	\$0	\$0	\$0	\$0	\$0	\$0	\$0
Total					\$2,923,500	\$167,000	\$0	\$0	\$0	\$1,655,500	\$0	\$4,746,000

Transportation Improvement Program (TIP)
Project List (FY2017)

FTA Program	Transit Agency	FTA Activity Line Item	Project Description	Carryover or Earmark Detail	Federal Funds	RTACAP	MAP	ITCCAP	TDC	SCA	Local Funds	Total Cost
5307												
	5307 Montachusett Regional Transit Authority	300901	UP TO 50% FEDERAL SHARE		\$1,310,000	\$0	\$0	\$0	\$0	\$1,310,000	\$0	\$2,620,000
	5307 Montachusett Regional Transit Authority	117A00	PREVENTIVE MAINTENANCE		\$800,000	\$0	\$0	\$0	\$0	\$200,000	\$0	\$1,000,000
	5307 Montachusett Regional Transit Authority	129405	REHAB/RENOV PED ACCESS / WALKWAYS		\$220,000	\$55,000	\$0	\$0	\$0	\$0	\$0	\$275,000
			REHAB/RENOVATE - ADMIN/MAINT									
	5307 Montachusett Regional Transit Authority	114403	FACILITY		\$96,000	\$24,000	\$0	\$0	\$0	\$0	\$0	\$120,000
	5307 Montachusett Regional Transit Authority	111215	BUY REPLACEMENT VAN (8)		\$400,000	\$100,000	\$0	\$0	\$0	\$0	\$0	\$500,000
	5307 Montachusett Regional Transit Authority	113220	ACQUIRE - MISC BUS STATION EQUIP		\$60,000	\$15,000	\$0	\$0	\$0	\$0	\$0	\$75,000
	5307 Montachusett Regional Transit Authority	114220	ACQUIRE - MISC SUPPORT EQUIPMENT		\$56,000	\$14,000	\$0	\$0	\$0	\$0	\$0	\$70,000
				Subtotal	\$2,942,000	\$208,000	\$0	\$0	\$0	\$1,510,000	\$0	\$4,660,000
5309												
				Subtotal	\$0	\$0	\$0	\$0	\$0	\$0	\$0	\$0
5310												
				Subtotal	\$0	\$0	\$0	\$0	\$0	\$0	\$0	\$0
5311												
				Subtotal	\$0	\$0	\$0	\$0	\$0	\$0	\$0	\$0
5337												
				Subtotal	\$0	\$0	\$0	\$0	\$0	\$0	\$0	\$0
5339												
				Subtotal	\$0	\$0	\$0	\$0	\$0	\$0	\$0	\$0
Other Federal												
				Subtotal	\$0	\$0	\$0	\$0	\$0	\$0	\$0	\$0
Other Non-Federal												
				Subtotal	\$0	\$0	\$0	\$0	\$0	\$0	\$0	\$0
				Total	\$2,942,000	\$208,000	\$0	\$0	\$0	\$1,510,000	\$0	\$4,660,000

Transportation Improvement Program (TIP)
Project List (FY2018)

FTA Program	Transit Agency	FTA Activity Line Item	Project Description	Carryover or Earmark Detail	Federal Funds	RTACAP	MAP	ITCCAP	TDC	SCA	Local Funds	Total Cost
5307												
	5307 Montachusett Regional Transit Authority	300901	UP TO 50% FEDERAL SHARE REHAB/RENOVATE - ADMIN/MAINT		\$1,200,000	\$0	\$0	\$0	\$0	\$1,200,000	\$0	\$2,400,000
	5307 Montachusett Regional Transit Authority	114403	FACILITY		\$280,000	\$70,000	\$0	\$0	\$0	\$0	\$0	\$350,000
	5307 Montachusett Regional Transit Authority	119202	PURCHASE BUS SHELTERS		\$160,000	\$40,000	\$0	\$0	\$0	\$0	\$0	\$200,000
	5307 Montachusett Regional Transit Authority	113209	ACQUIRE - BUS ROUTE SIGNING		\$300,000	\$75,000	\$0	\$0	\$0	\$0	\$0	\$375,000
	5307 Montachusett Regional Transit Authority	111215	Purchase - Replacement Vans (8)		\$400,000	\$100,000	\$0	\$0	\$0	\$0	\$0	\$500,000
	5307 Montachusett Regional Transit Authority	117A00	PREVENTIVE MAINTENANCE		\$800,000	\$0	\$0	\$0	\$0	\$200,000	\$0	\$1,000,000
	5307 Montachusett Regional Transit Authority	114220	ACQUIRE - MISC SUPPORT EQUIPMENT		\$80,000	\$20,000	\$0	\$0	\$0	\$0	\$0	\$100,000
				Subtotal	\$3,220,000	\$305,000	\$0	\$0	\$0	\$1,400,000	\$0	\$4,925,000
5309												
				Subtotal	\$0	\$0	\$0	\$0	\$0	\$0	\$0	\$0
5310												
				Subtotal	\$0	\$0	\$0	\$0	\$0	\$0	\$0	\$0
5311												
				Subtotal	\$0	\$0	\$0	\$0	\$0	\$0	\$0	\$0
5337												
				Subtotal	\$0	\$0	\$0	\$0	\$0	\$0	\$0	\$0
5339												
				Subtotal	\$0	\$0	\$0	\$0	\$0	\$0	\$0	\$0
Other Federal												
				Subtotal	\$0	\$0	\$0	\$0	\$0	\$0	\$0	\$0
Other Non-Federal												
				Subtotal	\$0	\$0	\$0	\$0	\$0	\$0	\$0	\$0
				Total	\$3,220,000	\$305,000	\$0	\$0	\$0	\$1,400,000	\$0	\$4,925,000

FFY 2015 - 2018 MONTACHUSETT TIP PROJECT LIST

ADVANCED CONSTRUCTION CONVERSION CHART

Lancaster - Bridge Replacement, L-02-018, Jackson Road over Route 2

TOTAL COST (NOT FEDERAL FUNDS)

File #	FUNDING CATEGORY	FFY 14	FFY 15	FFY 16	FFY 17	TOTAL
607114	Bridge - Off	\$4,144,608	\$3,432,000			\$7,576,608
FISCAL YEAR FEDERAL AID TOTALS:		\$4,144,608	\$3,432,000			\$7,576,608

NON - FEDERAL AID (TO BE CONVERTED TO FED. AID BY A/C CONVERSIONS AS SHOWN ABOVE)	\$7,576,608					\$7,576,608
-------------------------------------------------------------------------------------	-------------	--	--	--	--	-------------

CLINTON- RESURFACING & RELATED WORK ON WATER STREET AND BOLTON ROAD

TOTAL COST (NOT FEDERAL FUNDS)

File #	FUNDING CATEGORY	FFY 15	FFY 16	FFY 17	FFY 18	TOTAL
604960	STP/TAP	\$2,835,219	\$2,715,781			\$5,551,000
FISCAL YEAR FEDERAL AID TOTALS:		\$2,835,219	\$2,715,781			\$5,551,000

NON - FEDERAL AID (TO BE CONVERTED TO FED. AID BY A/C CONVERSIONS AS SHOWN ABOVE)	\$5,551,000					\$5,551,000
-------------------------------------------------------------------------------------	-------------	--	--	--	--	-------------

ASHBURNHAM- ROUTE 101 AT WILLIAMS AND COREY HILL ROAD, INTERSECTION IMPROVEMENTS

TOTAL COST (NOT FEDERAL FUNDS)

File #	FUNDING CATEGORY	FFY 15	FFY 16	FFY 17	FFY 18	TOTAL
607960	HSIPR (Statewide)		\$624,000	\$624,000		\$1,248,000
FISCAL YEAR FEDERAL AID TOTALS:			\$624,000	\$624,000		\$1,248,000

NON - FEDERAL AID (TO BE CONVERTED TO FED. AID BY A/C CONVERSIONS AS SHOWN ABOVE)		\$1,248,000				\$1,248,000
-------------------------------------------------------------------------------------	--	-------------	--	--	--	-------------

MONTACHUSETT METROPOLITAN PLANNING ORGANIZATION
FFY 2015-2018 TRANSPORTATION IMPROVEMENT PROGRAM
STATEWIDE HIGHWAY ELEMENT (FEDERAL FUNDS)

FFY 2015	Funding		Estimated Costs	
Project Description	Category	Total	Federal	State
Statewide Infrastructure Program	STP, NHPP	\$2,500,000	\$2,000,000	\$500,000
Statewide HSIP Program	HSIP	\$18,666,667	\$16,800,000	\$1,866,667
Statewide Safe Routes to School Program	STP, TAP	\$5,824,638	\$4,992,364	\$832,274
Statewide CMAQ	CMAQ	\$8,942,000	\$7,153,600	\$1,788,400
Statewide Transportation Enhancements	STP, TAP	\$8,385,706	\$6,708,565	\$1,677,141
Statewide Recreational Trails	STP, TAP	\$1,000,000	\$800,000	\$200,000
Statewide ITS	CMAQ, STP	\$12,800,000	\$10,240,000	\$2,560,000
Statewide Interstate Maintenance Program	NHPP	\$52,500,000	\$47,250,000	\$5,250,000
Statewide NHS Preservation Program	NHPP	\$24,595,468	\$19,676,374	\$4,919,094
Statewide Railroad Grade Crossing	STP	\$1,000,000	\$800,000	\$200,000
Statewide Stormwater Retrofits		\$7,250,000	\$5,800,000	\$1,450,000
Statewide ADA Implementation Plan		\$0	\$0	\$0
Statewide Bridge Maintenance Program	NHPP	\$10,000,000	\$8,000,000	\$2,000,000
Statewide Bridge Replac/Rehab Program	NHPP, STP Off	\$134,750,000	\$107,800,000	\$26,950,000
Statewide Bridge Inspection		\$6,250,000	\$5,000,000	\$1,250,000
		\$294,464,479	\$243,020,903	\$51,443,576

FFY 2016	Funding		Estimated Costs	
Project Description	Category	Total	Federal	State
Statewide Infrastructure Program	STP, NHPP	\$17,500,000	\$14,000,000	\$3,500,000
Statewide HSIP Program	HSIP	\$25,000,000	\$22,500,000	\$2,500,000
Statewide Safe Routes to School Program	STP, TAP	\$5,779,283	\$4,651,829	\$1,127,454
Statewide CMAQ	CMAQ	\$42,406,138	\$33,924,910	\$8,481,228
Statewide Transportation Enhancements	STP, TAP	\$5,444,942	\$4,355,954	\$1,088,988
Statewide Recreational Trails	STP, TAP	\$1,000,000	\$800,000	\$200,000
Statewide ITS	CMAQ, STP	\$13,100,000	\$10,480,000	\$2,620,000
Statewide Interstate Maintenance Program	NHPP	\$51,100,000	\$45,990,000	\$5,110,000
Statewide NHS Preservation Program	NHPP	\$26,700,000	\$21,360,000	\$5,340,000
Statewide Railroad Grade Crossing	STP	\$1,000,000	\$800,000	\$200,000
Statewide Stormwater Retrofits		\$5,000,000	\$4,000,000	\$1,000,000
Statewide ADA Implementation Plan		\$4,000,000	\$3,200,000	\$800,000
Statewide Bridge Maintenance Program	NHPP	\$10,000,000	\$8,000,000	\$2,000,000
Statewide Bridge Replac/Rehab Program	NHPP, STP Off	\$90,447,468	\$72,357,974	\$18,089,494
Statewide Bridge Inspection		\$6,250,000	\$5,000,000	\$1,250,000
		\$304,727,831	\$251,420,667	\$53,307,164

MONTACHUSETT METROPOLITAN PLANNING ORGANIZATION
FFY 2015-2018 TRANSPORTATION IMPROVEMENT PROGRAM
STATEWIDE HIGHWAY ELEMENT (FEDERAL FUNDS)
(cont.)

FFY 2017	Funding		Estimated Costs	
Project Description	Category	Total	Federal	State
Statewide Infrastructure Program	STP, NHPP	\$7,000,000	\$5,600,000	\$1,400,000
Statewide HSIP Program	HSIP	\$20,000,000	\$18,000,000	\$2,000,000
Statewide Safe Routes to School Program	STP, TAP	\$6,250,000	\$5,000,000	\$1,250,000
Statewide CMAQ	CMAQ	\$35,625,000	\$28,500,000	\$7,125,000
Statewide Recreational Trails	STP, TAP	\$1,000,000	\$800,000	\$200,000
Statewide ITS	CMAQ, STP	\$18,000,000	\$14,400,000	\$3,600,000
Statewide Interstate Maintenance Program	NHPP	\$53,020,000	\$47,718,000	\$5,302,000
Statewide NHS Preservation Program	NHPP	\$24,915,000	\$19,932,000	\$4,983,000
Statewide Railroad Grade Crossing	STP	\$5,000,000	\$4,000,000	\$1,000,000
Statewide Stormwater Retrofits		\$5,000,000	\$4,000,000	\$1,000,000
Statewide ADA Implementation Plan		\$4,000,000	\$3,200,000	\$800,000
Statewide Bridge Maintenance Program	NHPP	\$10,000,000	\$8,000,000	\$2,000,000
Statewide Bridge Replac/Rehab Program	NHPP, STP Off	\$124,172,983	\$99,338,386	\$24,834,597
Statewide Bridge Inspection		\$6,250,000	\$5,000,000	\$1,250,000
		\$320,232,983	\$263,488,386	\$56,744,597

FFY 2018	Funding		Estimated Costs	
Project Description	Category	Total	Federal	State
Statewide Infrastructure Program	STP, NHPP	\$7,000,000	\$5,600,000	\$1,400,000
Statewide HSIP Program	HSIP	\$20,000,000	\$18,000,000	\$2,000,000
Statewide Safe Routes to School Program	STP, TAP	\$6,250,000	\$5,000,000	\$1,250,000
Statewide CMAQ	CMAQ	\$37,500,000	\$30,000,000	\$7,500,000
Statewide Recreational Trails	STP, TAP	\$1,000,000	\$800,000	\$200,000
Statewide ITS	CMAQ, STP	\$14,900,000	\$11,920,000	\$2,980,000
Statewide Interstate Maintenance Program	NHPP	\$58,911,111	\$53,020,000	\$5,891,111
Statewide NHS Preservation Program	NHPP	\$31,250,000	\$25,000,000	\$6,250,000
Statewide Railroad Grade Crossing	STP	\$1,000,000	\$800,000	\$200,000
Statewide Stormwater Retrofits		\$5,000,000	\$4,000,000	\$1,000,000
Statewide ADA Implementation Plan		\$4,000,000	\$3,200,000	\$800,000
Statewide Bridge Maintenance Program	NHPP	\$10,000,000	\$8,000,000	\$2,000,000
Statewide Bridge Replac/Rehab Program	NHPP, STP Off	\$116,829,233	\$93,463,386	\$23,365,847
Statewide Bridge Inspection		\$6,250,000	\$5,000,000	\$1,250,000
		\$319,890,344	\$263,803,386	\$56,086,958

APPENDIX A – REGIONAL PRIORITIES FOR WHICH FUNDING HAS NOT BEEN IDENTIFIED

(For Informational Purposes)

Please note that the projects listed represent the best available information at the time of compilation. Actual implementation is subject to right of way, design, land taking, local action and/or other issues that could delay project time frames and subsequently advertising and award date

Appendix Montachusett MPO Transportation Improvement Program

5/19/2014 Draft Released
6/25/2014 MPO Endorsed

MassDOT Project ID ▼	MassDOT Project Description ▼	MassDOT District ▼	Funding Source ▼	Total Programmed Funds ▼	Federal Funds ▼	Non-Federal Funds ▼	Additional Information ▼
<i>The following are a list of projects within the Montachusett Region with unspecified Fiscal Years. They are listed for informational tracking purposes at this time.</i>							
► Federal Aid Target Projects							
606420	FITCHBURG- INTERSECTION & SIGNAL IMPROVEMENTS @ ROUTE 2A (LUNENBURG STREET) & JOHN FITCH HIGHWAY	3		\$ 1,800,000	\$ 1,440,000	\$ 360,000	Total Cost = \$1,800,000 (as of 4/10/13); Highway Reconstruction/Restoration & Rehab; Prelim Design; TEC 44 of 100; Possible CMAQ/TAP
607704	GROTON- LITTLETON- RESURFACING & RELATED WORK ON ROUTE 119 <i>Work consists of resurfacing a section of Route 119.</i>	3		\$ 9,775,000	\$ 7,820,000	\$ 1,955,000	Project Info Est Cost = \$9,775,000 (as of 1/6/14); Prelim Design; Est Const - Winter 2016/2017; MassDOT Design; TEC 40 of 100;
606640	AYER- RESURFACING & RELATED WORK ON ROUTE 2A (FITCHBURG ROAD & PARK STREET)	3		\$ 2,400,000	\$ 1,920,000	\$ 480,000	Project Info Est Cost = \$2,400,000 9as of 4/10/13; Resurfacing; Prelim Design; TEC 35 of 100;
604499	LEOMINSTER- RESURFACING AND RELATED WORK ON ROUTE 12 (CENTRAL STREET)	3		\$ 1,440,000	\$ 1,152,000	\$ 288,000	Project Info Est Cost = \$1,440,000; Resurfacing; Prelim Design; MassDOT to design; TEC 37 of 100;
604961	CLINTON- RESURFACING & RELATED WORK ON ROUTE 110 (HIGH STREET)	3		\$ 1,500,000	\$ 1,200,000	\$ 300,000	Non Adjusted Total Cost = \$1,500,000 as of 1/6/14; Preliminary Design; Construction; TEC 36 of 100.
605393	HARVARD- LANCASTER- RECONSTRUCTON & WIDENING ON ROUTE 2 RAMP @ 35, 36 & 38	3		\$ 2,246,400	\$ 1,797,120	\$ 449,280	MassDOT designer on board; possible HSIP; estimate \$2,246,400 (as of 4/10/13); Construction; TEC 36 of 100; Prelim Design.
607641	ATHOL- PHILLIPSTON- RESURFACING & RELATED WORK ON ROUTE 2A, FROM ROUTE 32 TO ROUTES 2/202 (MM 36.7 - MM 40.7: 4 MILES) <i>Work for the Route 2A resurfacing project in Athol-Phillipston will consist of milling the existing paved surface and resurfacing with hot mix asphalt pavement. Work will also include replacing signs and guardrail as needed, repairing hot mix asphalt berm, and new pavement markings. The project limits are as follows: Route 2A from Route 32 (Petersham Road) in Athol, MM 36.7, to Route 2 at Interchange 19 in Phillipston, MM 40.7 for a project length of 4.0 miles.</i>	2		\$ 2,842,950	\$ 2,274,360	\$ 568,590	Project Info Est Cost = \$2,283,109 (as of 3/24/14); 75% Design rec'd 11/21/2013; Est Const - Spring 2014; MassDOT Design; TEC 35 of 100;
601965	GROTON- PEPPERELL- TOWNSEND- RESURFACING & RELATED WORK ON ROUTE 119	3		\$ 5,000,000	\$ 4,000,000	\$ 1,000,000	Construction; State needs a designer; NHS eligible; Need to break out by town due to cost; TEC 34 of 100; Prelim Design.
601957	ASHBURNHAM- RESURFACING & RELATED WORK ON ROUTE 101	3		\$ 1,500,000	\$ 1,200,000	\$ 300,000	Construction; Preliminary design; Town needs to hold public meetings to determine width impacts; drainage not included w/new sidewalk; better estimate \$4,500,000 (as of 4/10/13); TEC 30 of 100; Prelim Design.
606348	AYER- RESURFACING AND RELATED WORK ON ROUTE 2A, FROM SANDY POND ROAD TO THE LITTLETON TOWN LINE <i>The project involves resurfacing Route 2A, from Sandy Pond Road to the littleton</i>	3		\$ 1,200,000	\$ 960,000	\$ 240,000	Project Info Est Cost = \$1,200,000 (as of 1/6/14); Prelim Design; Est Const - Winter 2018/2019; MassDOT Design; TEC 33 of 100;
601220	TOWNSEND - RESURFACING & RELATED WORK ON ROUTE 13 - FROM JUST NORTH OF THE INTERSECTION OF ROUTE 119 TO THE NH STATE LINE, A DISTANCE OF 3.2 MILES.	3		\$ 2,353,780	\$ 1,883,024	\$ 470,756	Non Adjusted Total Cost = \$2,353,780 as of 1/6/14; Preliminary Design; Town to do design; possible book job; TEC = 32 of 100;
607432	WESTMINSTER- REHABILITATION & BOX WIDENING ON ROUTE 140, FROM PATRICIA ROAD TO THE PRINCETON T.L. <i>The project involves roadway rehabilitation and minor widening on Route 140 from south of Patricia Road to the PrincetonTown line, a distance of 1.5 miles. Additional work involves minor geometric changes to vertical and horizontal alignment for improved sight distance. Drainage improvements include repairs to existing culverts that are in poor condition, as well as upgrades to guardrail and signs.</i>	3		\$ 4,200,000	\$ 3,360,000	\$ 840,000	Project Info Est Cost = \$4,200,000 (as of 1/6/14); Prelim Design; Est Const - Summer 2019; Municipality Design; TEC 32 of 100;
607604	STERLING- WEST BOYLSTON- IMPROVEMENTS ON ROUTE 140 AT I-190 <i>The proposed improvements include reducing the Route 140 travel lanes in an effort to reduce speeds and improve safety. Additional improvements include reconstruction of median islands, resetting of curb and edging, pavement markings and installation of traffic signs. The design will involve analysis of the ramp intersections and consideration of separate bicycle facilities.</i>	3		\$ 750,000	\$ 600,000	\$ 150,000	Project Info Est Cost = \$750,000 (as of 1/6/14); Prelim Design; Est Const - Winter 2018/2019; Consultant Design; TEC 29 of 100;
606435	HUBBARDSTON- RESURFACING AND RELATED WORK ON ROUTE 68, FROM WILLIAMSVILLE ROAD TO THE RUTLAND T.L.	3		\$ 3,300,000	\$ 2,640,000	\$ 660,000	Preliminary design; Could be book job if exclude town center; Construction; TEC 24 of 100; Prelim Design.
607431	WESTMINSTER- RESURFACING & RELATED WORK ON ROUTE 140, FROM ROUTE 2A TO PATRICIA ROAD <i>The project involves roadway resurfacing along Route 140 from Route 2A to just south of Patricia Road, a distance of 1.4 miles. The project also includes adjusting drainage structures and replacing signs, guardrail and pavement markings, as needed.</i>	3		\$ 1,800,000	\$ 1,440,000	\$ 360,000	Project Info Est Cost = \$1,800,000 (as of 1/6/14); Prelim Design; Est Const - Summer 2019; Municipality Design; TEC 25 of 100;
102710	WINCHENDON- RECONSTRUCTION OF GLENALLEN STREET (ROUTE 202) FROM MAPLE STREET INTERSECTION TO RINDGE, N.H. STATE LINE	2		Deactivated			Total Est Cost = \$5,871,004 as of 4/10/13; Construction; 75 to 100% Design on 1/6/09 - Revisions Needed as of 4/12/12; TEC 17 of 100; Design as of 4/10/14
601366	HARVARD- RESURFACING & RELATED WORK ON ROUTE 110 (STILL RIVER ROAD) FROM BOLTON T.L. TO ROUTE 110/11 INTERSECTION (3.4 MILES)	3		\$ 3,000,000	\$ 2,400,000	\$ 600,000	Construction; TEC 21 of 100; Prelim Design.
607321	TEMPLETON - RESURFACING & RELATED WORK ON A SECTION OF ROUTE 68 FROM THE GARDNER CITY LINE TO THE END OF STATE HIGHWAY (2.0 MILES)	3		\$ 2,007,560	\$ 1,606,048	\$ 401,512	Preliminary design; MassDOT in house design; TEC ## of 100;

Appendix Montachusett MPO Transportation Improvement Program

5/19/2014 Draft Released
6/25/2014 MPO Endorsed

MassDOT Project ID ▼	MassDOT Project Description ▼	MassDOT District ▼	Funding Source ▼	Total Programmed Funds ▼	Federal Funds ▼	Non-Federal Funds ▼	Additional Information ▼
<i>The following are a list of projects within the Montachusett Region with unspecified Fiscal Years. They are listed for informational tracking purposes at this time.</i>							
► Federal Aid Target Projects							
604636	HUBBARDSTON- BRIDGE REPLACEMENT, H-24-021, STATE ROUTE 62 OVER WEST BRANCH OF THE WARE RIVER	3		\$ 1,050,000	\$ 840,000	\$ 210,000	Project Info Est Cost = \$1,716,480; Bridge Replacement; Prelim Design.
607260	PETERSHAM - RESURFACING & RELATED WORK ON ROUTE 122, FROM S. MAIN STREET TO THE NEW SALEM T.L.	2		\$ 4,680,000	\$ 3,744,000	\$ 936,000	MassDOT in house design; estimate \$4,680,000 (as of 4/10/13); TEC 11 of 100;
607770	LUNENBURG- RESURFACING & RELATED WORK ON ROUTE 13 (CHASE ROAD), FROM NORTHFIELD ROAD TO THE TOWNSEND T.L.	3		\$ 2,400,000	\$ 1,920,000	\$ 480,000	Preliminary Design; PRC Approved 4/7/2014
607324	LANCASTER - INSTALLATION OF SEWER LINE & BATHROOM RETROFIT ON ROURE 2 (WB) REST AREA	3		\$ -	\$ -	\$ -	ProjectInfo Cost Est = \$0.00
603513	GARDNER - BRIDGE REPLACEMENT, G-01-008, PLEASANT STREET OVER THE B&M RAILROAD	3		\$ 1,729,200	\$ 1,383,360	\$ 345,840	100% Design (as of 5/1/13 ProjectInfo)
602587	WESTMINSTER- BRIDGE REPLACEMENT, W-28-017, ROUTE 12 (ASHBURNHAM ROAD) OVER PHILLIPS BROOK	3		\$ 1,440,000	\$ 1,152,000	\$ 288,000	25% Design (as of 3/15/13 ProjectInfo)
606301	ASHBY - BRIDGE REPLACEMENT, A-12-006, TURNPIKE ROAD OVER TRAPFALL BROOK	3		\$ 1,800,000	\$ 1,440,000	\$ 360,000	Preliminary Design (as of 5/1/13 ProjectInfo)
605094	FITCHBURG - BRIDGE BETTERMENT, F-04-003, STATE ROUTE 31 OVER PHILLIPS BROOK	3		\$ 3,065,040	\$ 2,452,032	\$ 613,008	Preliminary Design (as of 5/1/13 ProjectInfo)
400102	ATHOL- BRIDGE REPLACEMENTS, BR# A-15-009 CHESTNUT HILL AVENUE (ROUTE 32) OVER THE MILLER'S RIVER & A-15-012 OVER THE B&M RR	2		\$ 1,500,000	\$ 1,200,000	\$ 300,000	Preliminary Design (as of 5/1/13 ProjectInfo)
603727	ATHOL- ORANGE- BRIDGE REPLACEMENT, A-15-017=O-03-001, LOGAN ROAD OVER THE EAST BRANCH OF THE TULLY RIVER	2		\$ 1,248,000	\$ 998,400	\$ 249,600	Project Info Est Cost = \$1,248,000; Prelim Design.
605296	FITCHBURG- BRIDGE PRESERVATION, F-04-011, CIRCLE STREET OVER NORTH NASHUA RIVER	3		\$ 2,586,600	\$ 2,069,280	\$ 517,320	Project Info Est Cost = \$2,586,600; Prelim Design.

Appendix Montachusett MPO TIP Summary

TIP Section 1: ▼ **TIP Section 2:** ▼ **Total of All Projects** ▼

		Total ►	\$ 68,614,530	\$ 54,891,624	\$ 13,722,906	◀ Total Spending in Region
--	--	---------	---------------	---------------	---------------	----------------------------

701 CMR 7.00 Use of Road Flaggers and Police Details on Public Works Projects / 701 CMR 7.00 (the Regulation) was promulgated and became law on October 3, 2008. Under this Regulation, the CMR is applicable to any Public works Project that is performed within the limits of, or that impact traffic on, any Public Road. The Municipal Limitation referenced in this Regulation is applicable only to projects where the Municipality is the Awarding Authority. For all projects contained in the TIP, the Commonwealth is the Awarding Authority. Therefore, all projects must be considered and implemented in accordance with 701 CMR 7.00, and the Road Flagger and Police Detail Guidelines. By placing a project on the TIP, the Municipality acknowledges that 701 CMR 7.00 is applicable to its project and design and construction will be fully compliant with this Regulation. This information, and additional information relative to guidance and implementation of the Regulation can be found at the following link on the MassDOT Highway Division website: <http://www.massdot.state.ma.us/Highway/flaggers/main.aspx>

ATTACHMENT 1 - COMMENTS RECEIVED ON DRAFT TIP

COMMENTS AND RESPONSES

COMMENT	RESPONSE
<p>1. Comment Email from MassDOT District 3 – Email indicated four points:</p> <ul style="list-style-type: none"> a. In FY 2015 Project #604928 Leominster Mechanic St. does not appear to be eligible for HISP funding. There are no High Crash locations within the limits of the project. b. In FY 2016 Project # 605651 Leominster Rt. 13 shows an adjusted YOY cost estimate of \$4,044,990 based on an 8% inflation factor. Because FY 2016 is the second year of the TIP the YOY should be calculated at 4% and the cost estimates should be \$3,895,175. c. In FY 2017 Project #606124 Fitchburg/Leominster/Lunenburg Summer St. does not appear to be eligible for HISP funding. There are no High Crash locations within the limits of the project. d. District 3 would reiterate that they strongly recommend that Project # 604699 Sterling Chocksett Rd. be programmed before FY2018 due to the severity of the safety issues at this location. District 3 believes that project could be ready for advertisement in FY 2016. 	<p>1. The following responses are to the points identified in the comment email:</p> <ul style="list-style-type: none"> a. The Mechanic St project limits contain several crash locations that with further review and analysis may qualify the project for HSIP funding. A Road Safety Audit (RSA) is would be needed to make a final determination. b. The actual figures used for HSIP, CMAQ and STP funding do total to \$3,895,175 therefore a YOY rate of 4% was used. The Additional Information box however is incorrect in the YOY percentage and adjusted cost. The Additional Information description will be corrected. c. As with comment (a) above, crash data indicates that safety issues are present along the corridor. A RSA is needed to determine final HSIP eligibility. d. Support for Project #604699 in Sterling is noted.
<p>2. Support letter from the Town of Lunenburg for Project # 606124 Reconstruction of Summer & North Streets in Fitchburg, Leominster and Lunenburg in FFY 2017. The letter indicated the town's commitment to moving the design forward and to seeing its construction in 2017.</p>	<p>2. Support noted.</p>
<p>3. Comment email from FHWA. The email indicated the need to:</p> <ul style="list-style-type: none"> a. Update the Financial Plan tables on pages 42 and 43 to add federal, state and total funds. b. Update the Summary of Funding Categories table on page 46 to correct figures and to add Statewide Line items. 	<p>3. Requested changes noted. Final document to reflect comments.</p>

COMMENT	RESPONSE
<p>4. Comment letter from MassDOT Office of Transportation Planning (OTP). The letter outlined the following document specific items:</p> <ul style="list-style-type: none"> a. Correction to OTP Staff name and MPO Meeting dates; b. In FY 2015 Project #604928 Leominster Mechanic St. does not appear to be eligible for HISP funding. There are no High Crash locations within the limits of the project. c. In FY 2016 Project # 605651 Leominster Rt. 13 shows an adjusted YOE cost estimate of \$4,044,990 based on an 8% inflation factor. Because FY 2016 is the second year of the TIP the YOE should be calculated at 4% and the cost estimates should be \$3,895,175. d. In FY 2017 Project #606124 Fitchburg/Leominster/Lunenburg Summer St. does not appear to be eligible for HISP funding. There are no High Crash locations within the limits of the project. e. District 3 strongly recommends that Project # 604699 Sterling Chocksett Rd. be programmed before FY2018 due to the severity of the safety issues at this location. District 3 believes that project could be ready for advertisement in FY 2016. 	<p>4. Changes made as indicated below:</p> <ul style="list-style-type: none"> a. Appropriate wording corrected as indicated. b. The Mechanic St project limits contain several crash locations that with further review and analysis may qualify the project for HISP funding. A Road Safety Audit (RSA) would be needed to make a final determination. c. The actual figures used for HISP, CMAQ and STP funding do total to \$3,895,175 therefore a YOE rate of 4% was used. The Additional Information box however is incorrect in the YOE percentage and adjusted cost. The Additional Information description will be corrected. d. As with comment (a) above, crash data indicates that safety issues are present along the corridor. A RSA is needed to determine final HISP eligibility. e. Support for Project #604699 in Sterling is noted.
<p>5. Comments made at the June 25, 2014 MPO were as follows:</p> <ul style="list-style-type: none"> a. In FFY 2015 <ul style="list-style-type: none"> • Remove \$495,506 of HSIP from #604928, Leominster, Mechanic St. • Remove \$495,506 of STP from #604960, Clinton, Water St. • Add \$495,506 of STP to #604928, Leominster, Mechanic St. • No Identified HSIP project in FFY 2015 at this point in time. b. In FFY 2016 <ul style="list-style-type: none"> • Add \$495,506 in STP to #604960, Clinton, Water St. • Remove # 606403, Fitchburg, Rindge Road from FY 2016 (The City of Fitchburg is in the process of resurfacing Rindge Road with Chapter 90 funds.) • Move # 607252 Gardner, Matthew St. from FY 2018 to FY 2016 adjusting YOE to \$1,040,000 STP (The 75% designs have been submitted) c. In FFY 2017 <ul style="list-style-type: none"> • Include in the comment section for project #606124 Fitchburg/Leominster/Lunenburg, Summer St. "HISP eligibility has not yet been determined for this project." 	<p>5. After discussion, the changes were approved and made part of the MPO Endorsed version of the FFY 2015-2018 Montachusett TIP.</p>