

**MONTACHUSETT
METROPOLITAN PLANNING ORGANIZATION**


Transportation Improvement Program
FFY2011 - 2014

**MPO ENDORSED
SUMMARY PROJECT LIST**

August 11, 2010



This document was prepared in accordance with 23 USC 450 by the Montachusett Regional Planning Commission with the assistance of the Federal Highway Administration in cooperation with the Massachusetts Department of Transportation, and with the assistance of the Federal Transit Administration.



MONTACHUSETT REGIONAL PLANNING COMMISSION

Offices: 1427R Water St., Fitchburg, Massachusetts 01420
(978) 345-7376 Fax: (978) 345-2490

Montachusett Metropolitan Planning Organization Endorsement of the 2011 – 2014 Transportation Improvement Program and Air Quality Conformity Determination

Whereas, the 1990 Clean Air Act Amendments (CAAA) require Metropolitan Planning Organizations within non-attainment areas and/or attainment areas with maintenance plans to perform air quality conformity determinations prior to the approval of transportation plans and transportation improvement programs, and at such other times as required by regulation;

Whereas, the air quality conformity analysis prepared for the 2011-2014 Transportation Improvement Program also demonstrates air quality conformity of the Montachusett 2007 Regional Transportation Plan, and that all regionally significant transportation projects in the 2011-2014 Transportation Improvement Program are contained in the 2007 Regional Transportation Plan, and that all regionally significant projects in the 2014 to 2030 timeframe of the Regional Transportation Plan are modeled in the 2011-2014 Transportation Improvement Program's air quality conformity analyses;

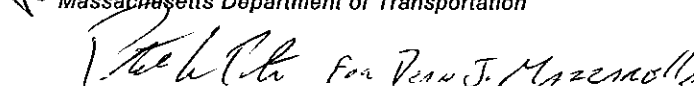
Whereas, the Montachusett MPO has completed its review accordance with Section 176(c) (4) of the Clean Air Act as amended in 1990 [42 U.S.C. 7251 (a)], and hereby certifies that the FFY 2010-2013 TIP is financially constrained and that the implementation of the Montachusett 2007 Regional Transportation Plan satisfies the conformity criteria specified in both 40 CFR Part 51 and 93 (8/15/1997) and 310 CMR 60.03 (12/30/1994). Based on the results of the conformity analyses, the Montachusett 2007 Regional Transportation Plan and FFY 2011-2014 TIP are consistent with the air quality goals of, and in conformity with, the Massachusetts State Implementation Plan;

Therefore, in accordance with 23 CFR Part 450 Section 322 (Development and content of the Metropolitan Transportation Plan) of the March 16, 2007 Final Rules for Statewide and Metropolitan Planning, the MPO hereby endorses the FFY 2011-2014 Transportation Improvement Program.


Jeffrey B. Mullan, Secretary and CEO
Massachusetts Department of Transportation



Luisa Palewonsky, Administrator, Highway Division
Massachusetts Department of Transportation


Victor Koivumaki, Chairman
Montachusett Regional Planning Commission


Dean Mazzarella, Chairman
Montachusett Regional Transit Authority



Lisa Wong, Mayor
City of Fitchburg


Mark Hawke, Mayor
City of Gardner


Burton Gould, Jr, Selectmen, Town of Winchendon
Representative, Sub Region 1


David Chenelle, Selectmen, Town of Townsend
Representative, Sub Region 2


Cornelius Sullivan, Selectmen, Town of Ayer
Representative, Sub Region 3


Jennifer Leone, Selectmen, Town of Lancaster
Representative, Sub Region 4

8/11/10
Date

2011 Montachusett MPO Transportation Improvement Program

July 9, 2010 - Draft Released
August 11, 2010 - TIP Endorsed

\$ 6,216,726	◀ Total Target Allocation
\$ 5,213,327	◀ Maximum STP
\$ 445,955	◀ Minimum HSIP
\$ 557,444	◀ Minimum CMAQ

ID	Location	Project Description	Highway District	Funding Category	Earmark Details	Total Estimated Cost	Federal Funds	Non-Federal Match	TEC Score	Additional Information
----	----------	---------------------	------------------	------------------	-----------------	----------------------	---------------	-------------------	-----------	------------------------

Section 1A / Federal Aid Target Projects

STP - Surface Transportation Program

602099	Westminster	Reconstruction on South Street, from Dawley Street/Carter Road to Main Street (Route 2A)	3	STP		\$2,254,051	\$1,803,241	\$450,810	7.40	Total (STP+HSIP+CMAQ) = \$3,257,450 New Project culled from Project #606008
606221	Athol Petersham	Resurfacing & related work on Route 32 from 1 Mile North of Rt 101 to Rt 2A	2	STP		\$950,000	\$760,000	\$190,000		
604114	Ashburnham	Resurfacing & Related Work on Route 101 (Ashby Road), from Stowell Road to Route 119	3	STP		\$2,000,000	\$1,600,000	\$400,000	5.68	
STP Subtotal ▶						\$5,204,051	\$4,163,241	\$1,040,810		◀ 80% Federal + 20% Non-Federal Match
Fiscal Constraint Analysis ▶										-\$9,276

HSIP - Highway Safety Improvement Program

602099	Westminster	Reconstruction on South Street, from Dawley Street/Carter Road to Main Street (Route 2A)	3	HSIP		\$445,955	\$401,360	\$44,596	7.40	Total (STP+HSIP+CMAQ) = \$3,257,450
						\$0	\$0	\$0	0.00	
HSIP Subtotal ▶						\$445,955	\$401,360	\$44,596		◀ 90% Federal + 10% Non-Federal Match
Fiscal Constraint Analysis ▶										\$0

CMAQ - Congestion Mitigation and Air Quality Program

602099	Westminster	Reconstruction on South Street, from Dawley Street/Carter Road to Main Street (Route 2A)	3	CMAQ		\$557,444	\$445,955	\$111,489	7.40	Total (STP+HSIP+CMAQ) = \$3,257,450
						\$0	\$0	\$0	0.00	
CMAQ Subtotal ▶						\$557,444	\$445,955	\$111,489		◀ 80% Federal + 20% Non-Federal Match
Fiscal Constraint Analysis ▶										\$0

Total Federal Aid Target Funds Programmed ▶ \$6,207,450
Total Target Fiscal Constraint Analysis ▶ -\$9,276

Section 1B / Federal Aid Bridge Projects

BR - Bridge

603747	Gardner	Bridge Replacement, G-01-017, Winter Street over Baker Brook	3	BR		\$841,880	\$673,504	\$168,376	0.00	
604336	Gardner	Bridge Replacement, G-01-022, Mill Street over Baker Brook	3	BR		\$1,163,705	\$930,964	\$232,741	0.00	
604366	Templeton	Bridge Replacement, T-02-019, North Main Street over East Templeton Pond Outlet	2	BR		\$1,735,550	\$1,388,440	\$347,110	0.00	
BR Subtotal ▶						\$3,741,135	\$2,992,908	\$748,227		◀ 80% Federal + 20% Non-Federal Match
Total Federal Aid Bridge Funds Programmed ▶						\$3,741,135	\$2,992,908	\$748,227		

Section 1C / Federal Aid Non-Target Projects

Earmarks

		No Projects Programmed				\$0	\$0	\$0	0.00	
Earmarked Subtotal ▶						\$0	\$0	\$0		◀ Funding Split Varies by Earmark

Other

		No Projects Programmed				\$0	\$0	\$0	0.00	
Other Subtotal ▶						\$0	\$0	\$0		◀ Funding Split Varies by Funding Source
Total Federal Non-Target Funds Programmed ▶						\$0	\$0	\$0		

Section 1D / Federal Aid Major & State Category Projects

IM - Interstate Maintenance

		No Projects Programmed				\$0	\$0	\$0	0.00	
IM Subtotal ▶						\$0	\$0	\$0		◀ 90% Federal + 10% Non-Federal Match

NHS - National Highway System

605722	Fitchburg Leominster Lancaster	Resurfacing and Related Work on Route 2	3	NHS		\$6,148,800	\$4,919,040	\$1,229,760	0.00	
NHS Subtotal ▶						\$6,148,800	\$4,919,040	\$1,229,760		◀ 80% Federal + 20% Non-Federal Match

Other

		No Projects Programmed				\$0	\$0	\$0	0.00	
Other Subtotal ▶						\$0	\$0	\$0		◀ Funding Split Varies by Funding Source
Total Federal Aid Major & State Category Funds Programmed ▶						\$6,148,800	\$4,919,040	\$1,229,760		

Section 2A / Non-Federally Funded Projects

		No Projects Programmed				\$0	\$0	\$0	0.00	
Non-Federally Funded Projects Subtotal ▶						\$0	\$0	\$0		◀ 100% Non-Federal
Total Non-Federally Funded Projects Programmed ▶						\$0	\$0	\$0		

Section 2B / Non-Federally Aided Bridge Projects

		No Projects Programmed				\$0	\$0	\$0	0.00	
Non-Federally Aided Bridges Subtotal ▶						\$0	\$0	\$0		◀ 100% Non-Federal
Total Non-Federally Funded Bridge Projects Programmed ▶						\$0	\$0	\$0		

	Section 1: Total Federal Projects ▼	Section 2: Total Non- Federal Projects ▼	Total of All Projects ▼	
Total ▶	\$16,097,385	\$0	\$16,097,385	◀ Total Spending in Region
Federal Funds ▶	\$12,922,504	\$0	\$12,922,504	◀ Total Federal Spending in Region
Non-Federal Funds ▶	\$3,174,882	\$0	\$3,174,882	◀ Total Non-Federal Spending in Region

701 CMR 7.00 Use of Road Flaggers and Police Details on Public Works Projects / 701 CMR 7.00 (the Regulation) was promulgated and became law on October 3, 2008. Under this Regulation, the CMR is applicable to any Public works Project that is performed within the limits of, or that impact traffic on, any Public Road. The Municipal Limitation referenced in this Regulation is applicable only to projects where the Municipality is the Awarding Authority. For all projects contained in the TIP, the Commonwealth is the Awarding Authority. Therefore, all projects must be considered and implemented in accordance with 701 CMR 7.00, and the Road Flagger and Police Detail Guidelines. By placing a project on the TIP, the Municipality acknowledges that 701 CMR 7.00 is applicable to its project and design and construction will be fully compliant with this Regulation. This information, and additional information relative to guidance and implementation of the Regulation can be found at the following link on the MassDOT Highway Division website: <http://www.massdot.state.ma.us/Highway/flaggers/main.aspx>

2012 Montachusett MPO Transportation Improvement Program

July 9, 2010 - Draft Released
August 11, 2010 - TIP Endorsed

\$ 5,518,802	◀ Total Target Allocation
\$ 5,072,847	◀ Maximum STP
\$ 445,955	◀ Minimum HSIP
\$ -	◀ Minimum CMAQ

ID	Location	Project Description	Highway District	Funding Category	Earmark Details	Total Estimated Cost	Federal Funds	Non-Federal Match	TEC Score	Additional Information
----	----------	---------------------	------------------	------------------	-----------------	----------------------	---------------	-------------------	-----------	------------------------

Section 1A / Federal Aid Target Projects

STP - Surface Transportation Program

602621	Fitchburg	Resurfacing of Route 31 (Ashby State Road), from John Fitch Highway Northerly to Scripture Road, Includes F-04-023	3	STP		\$2,000,000	\$1,600,000	\$400,000	7.05	Total Cost Adjusted from \$3,500,000
604917	Templeton	Reconstruction of Baldwinville Road, from Route 202/68 to Patriots Road (Approx. 3 Miles)	2	STP-AC		\$1,418,639	\$1,134,911	\$283,728	7.13	AC over FFY 2012 & 2013 Total Cost Adjusted to \$5,198,980 from \$5,776,644
605391	Leominster	Intersection & Signal Improvements at Merriam Avenue and Lindell Avenue	3	STP		\$750,000	\$600,000	\$150,000	5.57	Total Cost Adjusted from \$560,000
605216	Lancaster	Reconstruction on Route 70 (Lunenburg Road) At Old Union Turnpike	3	STP		\$713,205	\$570,564	\$142,641	5.63	Total (STP+HSIP) = \$1,159,160
STP Subtotal ▶						\$4,881,844	\$3,905,475	\$976,369		◀ 80% Federal + 20% Non-Federal Match
Fiscal Constraint Analysis ▶						-\$191,003				

HSIP - Highway Safety Improvement Program

605216	Lancaster	Reconstruction on Route 70 (Lunenburg Road) At Old Union Turnpike	3	HSIP		\$445,955	\$401,360	\$44,596	5.63	Total (STP+HSIP) = \$1,159,160
HSIP Subtotal ▶						\$445,955	\$401,360	\$44,596		◀ 90% Federal + 10% Non-Federal Match
Fiscal Constraint Analysis ▶						\$0				

CMAQ - Congestion Mitigation and Air Quality Program

		No Projects Programmed				\$0	\$0	\$0	0.00	
CMAQ Subtotal ▶						\$0	\$0	\$0	0.00	◀ 80% Federal + 20% Non-Federal Match
Fiscal Constraint Analysis ▶						\$0				
Total Federal Aid Target Funds Programmed ▶						\$5,327,799	\$4,306,835	\$1,020,964		
Total Target Fiscal Constraint Analysis ▶						-\$191,003				

Section 1B / Federal Aid Bridge Projects

BR - Bridge

605104	Leominster	Bridge Reconstruction, L-08-024, Route 12 Over Route 2 (EB & WB)	3	BR		\$10,657,500	\$8,526,000	\$2,131,500	0.00	
BR Subtotal ▶						\$10,657,500	\$8,526,000	\$2,131,500		◀ 80% Federal + 20% Non-Federal Match
Total Federal Aid Bridge Funds Programmed ▶						\$10,657,500	\$8,526,000	\$2,131,500		

Section 1C / Federal Aid Non-Target Projects

Earmarks

604439	Winchendon	North Worcester County Bikepaths - Multi-Use Trail Construction (North Central Pathway - Phase V) Includes W-39-023, W-39-024 & W-39-028	2	HPP (2005)	HPP#1798 MA 148	\$1,925,000	\$1,540,000	\$385,000	0.00	Earmark - North Worcester County Bikepaths
Earmarked Subtotal ▶						\$1,925,000	\$1,540,000	\$385,000		◀ Funding Split Varies by Earmark

Other

		No Projects Programmed				\$0	\$0	\$0	0.00	
Other Subtotal ▶						\$0	\$0	\$0	0.00	◀ Funding Split Varies by Funding Source
Total Federal Non-Target Funds Programmed ▶						\$1,925,000	\$1,540,000	\$385,000		

Section 1D / Federal Aid Major & State Category Projects

IM - Interstate Maintenance

		No Projects Programmed				\$0	\$0	\$0	0.00	
IM Subtotal ▶						\$0	\$0	\$0	0.00	◀ 90% Federal + 10% Non-Federal Match

NHS - National Highway System

		No Projects Programmed				\$0	\$0	\$0	0.00	
NHS Subtotal ▶						\$0	\$0	\$0	0.00	◀ 80% Federal + 20% Non-Federal Match

Other

		No Projects Programmed				\$0	\$0	\$0	0.00	
Other Subtotal ▶						\$0	\$0	\$0	0.00	◀ Funding Split Varies by Funding Source
Total Federal Aid Major & State Category Funds Programmed ▶						\$0	\$0	\$0		

Section 2A / Non-Federally Funded Projects

		No Projects Programmed				\$0	\$0	\$0	0.00	
Non-Federally Funded Projects Subtotal ▶						\$0	\$0	\$0	0.00	◀ 100% Non-Federal
Total Non-Federally Funded Projects Programmed ▶						\$0	\$0	\$0		

Section 2B / Non-Federally Aided Bridge Projects

		No Projects Programmed				\$0	\$0	\$0	0.00	
Non-Federally Aided Bridges Subtotal ▶						\$0	\$0	\$0	0.00	◀ 100% Non-Federal
Total Non-Federally Funded Bridge Projects Programmed ▶						\$0	\$0	\$0		

	Section 1: Total Federal Projects	Section 2: Total Non- Federal Projects	Total of All Projects	
Total ▶	\$17,910,299	\$0	\$17,910,299	◀ Total Spending in Region
Federal Funds ▶	\$14,372,835		\$14,372,835	◀ Total Federal Spending in Region
Non-Federal Funds ▶	\$3,537,464	\$0	\$3,537,464	◀ Total Non-Federal Spending in Region

701 CMR 7.00 Use of Road Flaggers and Police Details on Public Works Projects / 701 CMR 7.00 (the Regulation) was promulgated and became law on October 3, 2008. Under this Regulation, the CMR is applicable to any Public works Project that is performed within the limits of, or that impact traffic on, any Public Road. The Municipal Limitation referenced in this Regulation is applicable to projects where the Municipality is the Awarding Authority. For all projects contained in the TIP, the Commonwealth is the Awarding Authority. Therefore, all projects must be considered and implemented in accordance with 701 CMR 7.00, and the Road Flagger and Police Detail Guidelines. By placing a project on the TIP, the Municipality acknowledges that 701 CMR 7.00 is applicable to its project and design and construction will be fully compliant with this Regulation. This information, and additional information relative to guidance and implementation of the Regulation can be found at the following link on the MassDOT Highway Division website: <http://www.massdot.state.ma.us/Highway/flaggers/main.aspx>

2013 Montachusett MPO Transportation Improvement Program

July 9, 2010 - Draft Released
August 11, 2010 - TIP Endorsed

\$ 5,472,252 ◀ Total Target Allocation
\$ 4,134,386 ◀ Maximum STP
\$ 445,955 ◀ Minimum HSIP
\$ 891,911 ◀ Minimum CMAQ

ID	Location	Project Description	Highway District	Funding Category	Earmark Details	Total Estimated Cost	Federal Funds	Non-Federal Match	TEC Score	Additional Information
▶ Section 1A / Federal Aid Target Projects										
STP - Surface Transportation Program										
605392	Lancaster	Intersection Improvements @ Five Corners: Route 110 (Bolton Road, High Street Extension), Center Bridge Road, Old Common Road	3	STP		\$354,045	\$283,236	\$70,809	5.83	Total (STP+HSIP) = \$800,000
604917	Templeton	Reconstruction of Baldwinville Road, from Route 202/68 to Patriots Road (Approx. 3 Miles)	2	STP-AC		\$3,780,341	\$3,024,273	\$756,068	7.13	AC over FFY 2012 & 2013 Total Cost Adjusted to \$5,198,980 from \$5,776,644
STP Subtotal ▶						\$4,134,386	\$3,307,509	\$826,877		◀ 80% Federal + 20% Non-Federal Match
Fiscal Constraint Analysis ▶						\$0				
HSIP - Highway Safety Improvement Program										
605392	Lancaster	Intersection Improvements @ Five Corners: Route 110 (Bolton Road, High Street Extension), Center Bridge Road, Old Common Road	3	HSIP		\$445,955	\$401,360	\$44,596	5.83	Total (STP+HSIP) = \$800,000
HSIP Subtotal ▶						\$0	\$0	\$0	0.00	
Fiscal Constraint Analysis ▶						\$445,955	\$401,360	\$44,596		◀ 90% Federal + 10% Non-Federal Match
CMAQ - Congestion Mitigation and Air Quality Program										
No Projects Programmed										
CMAQ Subtotal ▶						\$0	\$0	\$0		◀ 80% Federal + 20% Non-Federal Match
Fiscal Constraint Analysis ▶						-\$891,911				
Total Federal Aid Target Funds Programmed ▶						\$4,580,341	\$3,708,868	\$871,473		
Total Target Fiscal Constraint Analysis ▶						-\$891,911				
▶ Section 1B / Federal Aid Bridge Projects										
BR - Bridge										
603514	Leominster	Bridge Replacement, L-08-014, Whitney Street Over the Monoosnoc Brook	3	BR		\$1,861,050	\$1,488,840	\$372,210	0.00	
604175	Royalston	Bridge Replacement, R-12-004, Northeast Fitzwilliam Road Over the Lawrence Brook	2	BR		\$1,560,520	\$1,248,416	\$312,104	0.00	
BR Subtotal ▶						\$3,421,570	\$2,737,256	\$684,314		◀ 80% Federal + 20% Non-Federal Match
Total Federal Aid Bridge Funds Programmed ▶						\$3,421,570	\$2,737,256	\$684,314		
▶ Section 1C / Federal Aid Non-Target Projects										
Earmarks										
No Projects Programmed										
Earmarked Subtotal ▶						\$0	\$0	\$0	0.00	
Other										
No Projects Programmed										
Other Subtotal ▶						\$0	\$0	\$0	0.00	
Total Federal Non-Target Funds Programmed ▶						\$0	\$0	\$0		◀ Funding Split Varies by Funding Source
▶ Section 1D / Federal Aid Major & State Category Projects										
IM - Interstate Maintenance										
No Projects Programmed										
IM Subtotal ▶						\$0	\$0	\$0	0.00	
NHS - National Highway System						\$0	\$0	\$0	0.00	
No Projects Programmed										
NHS Subtotal ▶						\$0	\$0	\$0	0.00	◀ 80% Federal + 20% Non-Federal Match
Other										
No Projects Programmed										
Other Subtotal ▶						\$0	\$0	\$0	0.00	
Total Federal Aid Major & State Category Funds Programmed ▶						\$0	\$0	\$0		◀ Funding Split Varies by Funding Source
▶ Section 2A / Non-Federally Funded Projects										
No Projects Programmed										
Non-Federally Funded Projects Subtotal ▶						\$0	\$0	\$0	0.00	
Total Non-Federally Funded Projects Programmed ▶						\$0	\$0	\$0		◀ 100% Non-Federal
▶ Section 2B / Non-Federally Aided Bridge Projects										
No Projects Programmed										
Non-Federally Aided Bridges Subtotal ▶						\$0	\$0	\$0	0.00	
Total Non-Federally Funded Bridge Projects Programmed ▶						\$0	\$0	\$0		◀ 100% Non-Federal
Total						\$8,001,911	\$0	\$8,001,911		◀ Total Spending in Region
Federal Funds						\$6,446,124		\$6,446,124		◀ Total Federal Spending in Region
Non-Federal Funds						\$1,555,787	\$0	\$1,555,787		◀ Total Non-Federal Spending in Region

701 CMR 7.00 Use of Road Flaggers and Police Details on Public Works Projects / 701 CMR 7.00 (the Regulation) was promulgated and became law on October 3, 2008. Under this Regulation, the CMR is applicable to any Public works Project that is performed within the limits of, or that impact traffic on, any Public Road. The Municipal Limitation referenced in this Regulation is applicable only to projects where the Municipality is the Awarding Authority. For all projects contained in the TIP, the Commonwealth is the Awarding Authority. Therefore, all projects must be considered and implemented in accordance with 701 CMR 7.00, and the Road Flagger and Police Detail Guidelines. By placing a project on the TIP, the Municipality acknowledges that 701 CMR 7.00 is applicable to its project and design and construction will be fully compliant with this Regulation. This information, and additional information relative to guidance and implementation of the Regulation can be found at the following link on the MassDOT Highway Division website: <http://www.massdot.state.ma.us/Highway/flaggers/main.aspx>

2014 Montachusett MPO Transportation Improvement Program

July 9, 2010 - Draft Released
August 11, 2010 - TIP Endorsed

\$	5,214,465	◀ Total Target Allocation
\$	3,876,599	◀ Maximum STP
\$	445,955	◀ Minimum HSIP
\$	891,911	◀ Minimum CMAQ

ID	Location	Project Description	Highway District	Funding Category	Earmark Details	Total Estimated Cost	Federal Funds	Non-Federal Match	TEC Score	Additional Information
----	----------	---------------------	------------------	------------------	-----------------	----------------------	---------------	-------------------	-----------	------------------------

▶ Section 1A / Federal Aid Target Projects

STP - Surface Transportation Program										
606008	Athol Petersham	Resurfacing & Related Work on Route 32, from 1 Mile North of Route 101 to Route 2A	2	STP		\$3,260,590	\$2,608,472	\$652,118	4.82	Total Cost Adjusted to \$3,260,590 from \$4,210,590 due to new Cost Estimate & Project #606221 Devl.
STP Subtotal ▶						\$0	\$0	\$0	0.00	
Fiscal Constraint Analysis ▶						\$3,260,590	\$2,608,472	\$652,118		◀ 80% Federal + 20% Non-Federal Match
Fiscal Constraint Analysis ▶						-\$616,009				

HSIP - Highway Safety Improvement Program										
		No Projects Programmed				\$0	\$0	\$0	0.00	
HSIP Subtotal ▶						\$0	\$0	\$0	0.00	
Fiscal Constraint Analysis ▶						\$0	\$0	\$0		◀ 90% Federal + 10% Non-Federal Match
Fiscal Constraint Analysis ▶						-\$445,955				

CMAQ - Congestion Mitigation and Air Quality Program										
		No Projects Programmed				\$0	\$0	\$0	0.00	
CMAQ Subtotal ▶						\$0	\$0	\$0	0.00	
Fiscal Constraint Analysis ▶						\$0	\$0	\$0		◀ 80% Federal + 20% Non-Federal Match
Fiscal Constraint Analysis ▶						-\$891,911				
Total Federal Aid Target Funds Programmed ▶						\$3,260,590	\$2,608,472	\$652,118		
Total Target Fiscal Constraint Analysis ▶						-\$1,953,875				

▶ Section 1B / Federal Aid Bridge Projects

BR - Bridge										
		No Projects Programmed				\$0	\$0	\$0	0.00	
BR Subtotal ▶						\$0	\$0	\$0	0.00	
Total Federal Aid Bridge Funds Programmed ▶						\$0	\$0	\$0		◀ 80% Federal + 20% Non-Federal Match

▶ Section 1C / Federal Aid Non-Target Projects

Earmarks										
		No Projects Programmed				\$0	\$0	\$0	0.00	
Earmarked Subtotal ▶						\$0	\$0	\$0	0.00	
Funding Split Varies by Earmark										
Other										
		No Projects Programmed				\$0	\$0	\$0	0.00	
Other Subtotal ▶						\$0	\$0	\$0	0.00	
Funding Split Varies by Funding Source										
Total Federal Non-Target Funds Programmed ▶						\$0	\$0	\$0		

▶ Section 1D / Federal Aid Major & State Category Projects

IM - Interstate Maintenance										
		No Projects Programmed				\$0	\$0	\$0	0.00	
IM Subtotal ▶						\$0	\$0	\$0	0.00	
Funding Split Varies by Funding Source										◀ 90% Federal + 10% Non-Federal Match
NHS - National Highway System										
		No Projects Programmed				\$0	\$0	\$0	0.00	
NHS Subtotal ▶						\$0	\$0	\$0	0.00	
Funding Split Varies by Funding Source										◀ 80% Federal + 20% Non-Federal Match
Other										
		No Projects Programmed				\$0	\$0	\$0	0.00	
Other Subtotal ▶						\$0	\$0	\$0	0.00	
Funding Split Varies by Funding Source										◀ Funding Split Varies by Funding Source
Total Federal Aid Major & State Category Funds Programmed ▶						\$0	\$0	\$0		

▶ Section 2A / Non-Federally Funded Projects

		No Projects Programmed				\$0	\$0	\$0	0.00	
Non-Federally Funded Projects Subtotal ▶						\$0	\$0	\$0	0.00	
Total Non-Federally Funded Projects Programmed ▶						\$0	\$0	\$0		◀ 100% Non-Federal

▶ Section 2B / Non-Federally Aided Bridge Projects

		No Projects Programmed				\$0	\$0	\$0	0.00	
Non-Federally Aided Bridges Subtotal ▶						\$0	\$0	\$0	0.00	
Total Non-Federally Funded Bridge Projects Programmed ▶						\$0	\$0	\$0		◀ 100% Non-Federal

	Section 1: Total Federal Projects	Section 2: Total Non- Federal Projects	Total of All Projects	
Total ▶	\$3,260,590	\$0	\$3,260,590	◀ Total Spending in Region
Federal Funds ▶	\$2,608,472	\$0	\$2,608,472	◀ Total Federal Spending in Region
Non-Federal Funds ▶	\$652,118	\$0	\$652,118	◀ Total Non-Federal Spending in Region

701 CMR 7.00 Use of Road Flaggers and Police Details on Public Works Projects / 701 CMR 7.00 (the Regulation) was promulgated and became law on October 3, 2008. Under this Regulation, the CMR is applicable to any Public works Project that is performed within the limits of, or that impact traffic on, any Public Road. The Municipal Limitation referenced in this Regulation is applicable only to projects where the Municipality is the Awarding Authority. For all projects contained in the TIP, the Commonwealth is the Awarding Authority. Therefore, all projects must be considered and implemented in accordance with 701 CMR 7.00, and the Road Flagger and Police Detail Guidelines. By placing a project on the TIP, the Municipality acknowledges that 701 CMR 7.00 is applicable to its project and design and construction will be fully compliant with this Regulation. This information, and additional information relative to guidance and implementation of the Regulation can be found at the following link on the MassDOT Highway Division website: <http://www.massdot.state.ma.us/Highway/flaggers/main.aspx>

Appendix - Supplemental List Montachusett MPO Transportation Improvement Program

July 9, 2010 - Draft Released
 August 11, 2010 - TIP Endorsed

The following are a list of projects within the Montachusett Region with unspecified Fiscal Years. They are listed for informational tracking purposes at this time.

ID ▼	Location ▼	Project Description ▼	Highway District ▼	Funding Category ▼	Earmark Details ▼	Total Estimated Cost ▼	Federal Funds ▼	Non-Federal Match ▼	TEC Score ▼	Additional Information ▼
► Section 1A / Federal Aid Target Projects										
STP - Surface Transportation Program										
604960	Clinton	Resurfacing & Related Work On Water Street and Bolton Road (1.2 Miles)	3	STP		\$4,067,320	\$3,253,856	\$813,464	7.37	
605651	Leominster	Reconstruction on Route 13, From Hawes Street to Prospect Street	3	STP		\$6,330,987	\$5,064,790	\$1,266,197	6.72	
601220	Townsend	Resurfacing & Related Work on Route 13	3	STP		\$4,000,000	\$3,200,000	\$800,000	6.38	
97201	Fitchburg/Leominster/Westminster	Reconstruction from Oak Hill Road to Vicinity of Damon Road	3	STP		\$20,000,000	\$16,000,000	\$4,000,000	6.30	
604928	Leominster	Reconstruction of Mechanic Street, From Laurel Street to the Leominster Connector	3	STP		\$2,400,000	\$1,920,000	\$480,000	6.25	
604961	Clinton	Resurfacing & Related Work on Route 110 (High Street)	3	STP		\$1,500,000	\$1,200,000	\$300,000	5.78	
601965	Groton/Pepperell/Townsend	Resurfacing & Related Work on Route 119	3	STP		\$5,000,000	\$4,000,000	\$1,000,000	4.95	
604699	Sterling	Intersection Improvements at Route 12 and Chocksett Road	3	STP		\$1,500,000	\$1,200,000	\$300,000	4.70	
601957	Ashburnham	Resurfacing & Related Work on Route 101	3	STP		\$2,160,000	\$1,728,000	\$432,000	4.62	
605393	Harvard/Lancaster	Reconstruction & Widening on Route 2 Ramps @ 35, 36 & 38	3	STP		\$4,000,000	\$3,200,000	\$800,000	4.42	
602340	Leominster	Nashua Trail at Searstown (Enhancement)	3	STP>CMAQ		\$317,040	\$253,632	\$63,408	4.22	
601366	Harvard	Resurfacing & Related Work on Route 110 (Still River Road) from Bolton T.L. to Route 110/11 Intersection (3.4 Miles)	3	STP		\$2,500,000	\$2,000,000	\$500,000	2.25	
606124	Fitchburg/Leominster/Lunenburg	Reconstruction of Summer Street and North Street	3	STP		\$6,000,000	\$4,800,000	\$1,200,000	6.65	
604889	Ayer	Parking Garage - Construction located near intersection of Main St/Park St	3	HPP (1998)	TEA-21 HPP MA-008	\$3,468,080	\$2,774,464	\$693,616	0.00	TEA-21 HPP MA-008
102710	Winchendon	Reconstruction Of Glenallen Street (Route 202) from Maple Street Intersection to Rindge, N.H. State Line	2	STP		\$5,825,582	\$4,660,466	\$1,165,116	4.78	
Appendix Total ►						\$69,069,009	\$55,255,207	\$13,813,802		

FFY 2011 - 2014 MONTACHUSETT TIP PROJECT LIST
Federal Fiscal Year 2011 - 2014
TRANSIT ELEMENT

Fiscal Year	RTA	Project Description	Funding Category	Funding Sub Category	Federal Amount	State Amount	TDC/Local Amount	Total Amount*
2011	MART	Operating Assistance	5307	Operating	\$1,700,000	\$4,149,741		\$5,849,741
2011	MART	Maintenance & Support Equipment (Fareboxes)	5307	Capital	\$400,000	\$100,000		\$500,000
2011	MART	North Leominster Garage Construction	5307	Capital	\$665,000		\$133,000	\$665,000
2011	MART	Operating Assistance Rural	5311	Operating	\$90,000	\$90,000		\$180,000
2011	MART	A&E North Leominster Garage	5309 Carryover	Capital (Earmark)	\$212,000	\$53,000		\$265,000
2011	MART	North Leominster Garage Construction	5309	Capital (Earmark)	\$1,335,000		\$267,000	\$1,335,000
2011	MART	Wachusett Station Construction	TIGER	Capital (Earmark)	\$55,500,000			\$55,500,000
2011	MART	Gardner to Orange/Winchendon Link	3037 JARC	JARC	\$125,000	\$125,000		\$250,000
2011	MART	MAP Purchases	5310	Capital	\$660,000	\$165,000		\$825,000
TOTAL					\$60,687,000	\$4,682,741	\$400,000	\$65,369,741

*Note: Total Amount does NOT include TDC/Local Amount figures.

Fiscal Year	RTA	Project Description	Funding Category	Funding Sub Category	Federal Amount	State Amount	TDC/Local Amount	Total Amount*
2012	MART	Operating Assistance	5307	Operating	\$1,800,000	\$4,400,000		\$6,200,000
2012	MART	Maintenance & Support Equipment	5307	Capital	\$185,000	\$46,250		\$231,250
2012	MART	North Leominster Garage Construction	5307	Capital	\$665,000		\$133,000	\$665,000
2012	MART	Operating Assistance Rural	5311	Operating	\$90,000	\$90,000		\$180,000
2012	MART	Gardner to Orange/Winchendon Link	3037 JARC	JARC	\$125,000	\$125,000		\$250,000
2012	MART	MAP Purchases	5310	Capital	\$800,000	\$200,000		\$1,000,000
2012	MART	A&E North Leominster Garage/CPS	5309 Carryover	Capital (Earmark)	\$120,800	\$30,200		\$151,000
2012	MART	North Leominster Garage Project	5309 Carryover	Capital (Earmark)	\$3,335,000		\$667,000	\$3,335,000
TOTAL					\$7,120,800	\$4,891,450	\$800,000	\$12,012,250

*Note: Total Amount does NOT include TDC/Local Amount figures.

FFY 2011 - 2014 MONTACHUSETT TIP PROJECT LIST
Federal Fiscal Year 2011 - 2014
TRANSIT ELEMENT

Fiscal Year	RTA	Project Description	Funding Category	Funding Sub Category	Federal Amount	State Amount	TDC/Local Amount	Total Amount*
2013	MART	Operating Assistance	5307	Operating	\$1,900,000	\$4,400,000		\$6,300,000
2013	MART	Maintenance & Support Equipment	5307	Capital	\$140,000	\$35,000		\$175,000
2013	MART	North Leominster Garage Construction	5307	Capital	\$660,000		\$132,000	\$660,000
2013	MART	Operating Assistance Rural	5311	Operating	\$90,000	\$90,000		\$180,000
2013	MART	Gardner to Orange/Winchendon Link	3037 JARC	JARC	\$150,000	\$150,000		\$300,000
2013	MART	MAP Purchases	5310	Capital	\$1,000,000	\$250,000		\$1,250,000
2013	MART	North Leominster Garage Construction	5309 Carryover	Capital (Earmark)	\$840,000		\$168,000	\$840,000
TOTAL					\$4,780,000	\$4,925,000	\$300,000	\$9,705,000

*Note: Total Amount does NOT include TDC/Local Amount figures.

Fiscal Year	RTA	Project Description	Funding Category	Funding Sub Category	Federal Amount	State Amount	TDC/Local Amount	Total Amount*
2014	MART	Operating Assistance	5307	Operating	\$2,000,000	\$4,400,000		\$6,400,000
2014	MART	Maintenance and Office Equipment	5307	Capital	\$375,000	\$93,750		\$468,750
2014	MART	North Leominster Garage Construction	5307	Capital	\$375,000		\$75,000	\$375,000
2014	MART	Operating Assistance Rural	5311	Operating	\$90,000	\$90,000		\$180,000
2014	MART	Gardner to Orange/Winchendon Link	3037 JARC	JARC	\$150,000	\$150,000		\$300,000
2014	MART	MAP Purchases	5310	Capital	\$1,000,000	\$250,000		\$1,250,000
TOTAL					\$3,990,000	\$4,983,750	\$75,000	\$8,973,750

*Note: Total Amount does NOT include TDC/Local Amount figures.

**MONTACHUSETT METROPOLITAN PLANNING ORGANIZATION
FFY 2011-2014 TRANSPORTATION IMPROVEMENT PROGRAM
STATEWIDE HIGHWAY ELEMENT (FEDERAL FUNDS)**

FFY 2011 Project Description	Funding Category	Estimated Costs		
		Total	Federal	State
Statewide Infrastructure Program	STP-Flex	\$6,000,000	\$4,800,000	\$1,200,000
Statewide Safety Program	STP-Safety	\$0	\$0	\$0
Statewide HSIP Program	STP-Safety	\$5,000,000	\$4,500,000	\$500,000
Statewide Safe Routes to School Program	STP	\$3,500,000	\$3,500,000	\$0
Statewide CMAQ	CMAQ	\$12,500,000	\$10,000,000	\$2,500,000
Statewide Transportation Enhancements	STP-Enh	\$3,500,000	\$2,800,000	\$700,000
Statewide Recreational Trails	STP	\$783,000	\$626,400	\$156,600
Statewide ITS	CMAQ	\$11,625,000	\$9,300,000	\$2,325,000
Statewide Design and Right of Way	STP-Flex	\$0	\$0	\$0
Statewide Interstate Maintenance Program	IM	\$70,000,000	\$63,000,000	\$7,000,000
Statewide NHS Preservation Program	NHS	\$14,500,000	\$11,600,000	\$2,900,000
Statewide Railroad Grade Crossing	STP-Safety	\$500,000	\$400,000	\$100,000
Statewide Transit	STP-Transit	\$31,250,000	\$25,000,000	\$6,250,000
Statewide Bridge Inspection	BR-On/Off	\$6,250,000	\$5,000,000	\$1,250,000
Statewide Bridge Replac/Rehab Program	BR-On/Off	\$121,483,328	\$97,186,662	\$24,296,666
Statewide Bridge Preservation Program	BR-On/Off	\$0	\$0	\$0
		\$286,891,328	\$237,713,062	\$49,178,266

FFY 2012 Project Description	Funding Category	Estimated Costs		
		Total	Federal	State
Statewide Infrastructure Program	STP-Flex	\$1,500,000	\$1,200,000	\$300,000
Statewide Safety Program	STP-Safety	\$0	\$0	\$0
Statewide HSIP Program	STP-Safety	\$2,500,000	\$2,250,000	\$250,000
Statewide Safe Routes to School Program	STP	\$3,500,000	\$3,500,000	\$0
Statewide CMAQ	CMAQ	\$9,500,000	\$7,600,000	\$1,900,000
Statewide Transportation Enhancements	STP-Enh	\$3,500,000	\$2,800,000	\$700,000
Statewide Recreational Trails	STP	\$783,000	\$626,400	\$156,600
Statewide ITS	CMAQ	\$6,375,000	\$5,100,000	\$1,275,000
Statewide Design and Right of Way	STP-Flex	\$0	\$0	\$0
Statewide Interstate Maintenance Program	IM	\$70,000,000	\$63,000,000	\$7,000,000
Statewide NHS Preservation Program	NHS	\$12,000,000	\$9,600,000	\$2,400,000
Statewide Railroad Grade Crossing	STP-Safety	\$500,000	\$400,000	\$100,000
Statewide Transit	STP-Transit	\$25,000,000	\$20,000,000	\$5,000,000
Statewide Bridge Inspection	BR-On/Off	\$6,250,000	\$5,000,000	\$1,250,000
Statewide Bridge Replac/Rehab Program	BR-On/Off	\$116,795,828	\$93,436,662	\$23,359,166
Statewide Bridge Preservation Program	BR-On/Off	\$0	\$0	\$0
		\$258,203,828	\$214,513,062	\$43,690,766

**MONTACHUSETT METROPOLITAN PLANNING ORGANIZATION
FFY 2011-2014 TRANSPORTATION IMPROVEMENT PROGRAM
STATEWIDE HIGHWAY ELEMENT (FEDERAL FUNDS)
(cont.)**

FFY 2013 Project Description	Funding Category	Estimated Costs		
		Total	Federal	State
Statewide Infrastructure Program	STP-Flex	\$6,000,000	\$4,800,000	\$1,200,000
Statewide Safety Program	STP-Safety	\$0	\$0	\$0
Statewide HSIP Program	STP-Safety	\$5,000,000	\$4,500,000	\$500,000
Statewide Safe Routes to School Program	STP	\$3,500,000	\$3,500,000	\$0
Statewide CMAQ	CMAQ	\$6,250,000	\$5,000,000	\$1,250,000
Statewide Transportation Enhancements	STP-Enh	\$500,000	\$400,000	\$100,000
Statewide Recreational Trails	STP	\$783,000	\$626,400	\$156,600
Statewide ITS	CMAQ	\$6,250,000	\$5,000,000	\$1,250,000
Statewide Design and Right of Way	STP-Flex	\$3,000,000	\$2,400,000	\$600,000
Statewide Interstate Maintenance Program	IM	\$70,000,000	\$63,000,000	\$7,000,000
Statewide NHS Preservation Program	NHS	\$9,178,750	\$7,343,000	\$1,835,750
Statewide Railroad Grade Crossing	STP-Safety	\$500,000	\$400,000	\$100,000
Statewide Transit	STP-Transit	\$0	\$0	\$0
Statewide Bridge Inspection	BR-On/Off	\$6,250,000	\$5,000,000	\$1,250,000
Statewide Bridge Replac/Rehab Program	BR-On/Off	\$121,483,328	\$97,186,662	\$24,296,666
Statewide Bridge Preservation Program	BR-On/Off	\$0	\$0	\$0
		\$238,695,078	\$199,156,062	\$39,539,016

FFY 2014 Project Description	Funding Category	Estimated Costs		
		Total	Federal	State
Statewide Infrastructure Program	STP-Flex	\$6,000,000	\$4,800,000	\$1,200,000
Statewide Safety Program	STP-Safety	\$0	\$0	\$0
Statewide HSIP Program	STP-Safety	\$5,000,000	\$4,500,000	\$500,000
Statewide Safe Routes to School Program	STP	\$3,500,000	\$3,500,000	\$0
Statewide CMAQ	CMAQ	\$6,250,000	\$5,000,000	\$1,250,000
Statewide Transportation Enhancements	STP-Enh	\$500,000	\$400,000	\$100,000
Statewide Recreational Trails	STP	\$783,000	\$626,400	\$156,600
Statewide ITS	CMAQ	\$6,250,000	\$5,000,000	\$1,250,000
Statewide Design and Right of Way	STP-Flex	\$3,000,000	\$2,400,000	\$600,000
Statewide Interstate Maintenance Program	IM	\$70,000,000	\$63,000,000	\$7,000,000
Statewide NHS Preservation Program	NHS	\$9,178,750	\$7,343,000	\$1,835,750
Statewide Railroad Grade Crossing	STP-Safety	\$500,000	\$400,000	\$100,000
Statewide Transit	STP-Transit	\$0	\$0	\$0
Statewide Bridge Inspection	BR-On/Off	\$6,250,000	\$5,000,000	\$1,250,000
Statewide Bridge Replac/Rehab Program	BR-On/Off	\$121,483,328	\$97,186,662	\$24,296,666
Statewide Bridge Preservation Program	BR-On/Off	\$0	\$0	\$0
		\$238,695,078	\$199,156,062	\$39,539,016

FFY 2011 - 2014 MONTACHUSETT TIP PROJECT LIST

ADVANCED CONSTRUCTION CONVERSION CHART

Templeton - Baldwinville Road

TOTAL COST (NOT FEDERAL FUNDS)

File #	FUNDING CATEGORY	FFY 11	FFY 12	FFY 13	FFY 14	TOTAL
604917	STP		\$1,418,639	\$3,780,341		\$5,198,980
FISCAL YEAR FEDERAL AID TOTALS:			\$1,418,639	\$3,780,341		\$5,198,980

NON - FEDERAL AID (TO BE CONVERTED TO FED. AID BY A/C CONVERSIONS AS SHOWN ABOVE)		\$5,198,980				\$5,198,980
-------------------------------------------------------------------------------------	--	-------------	--	--	--	-------------