



survey title:

[Cooperative Purchasing](#) [Edit Title](#) |
 [design survey](#) |
 [collect responses](#) |
 [analyze results](#)

- [View Summary](#)
- [Browse Responses](#)
- [Filter Responses](#)
- [Crosstab Responses](#)
- [Download Responses](#)
- [Share Responses](#)

current report: [Default Report](#) [Add Report](#)



Response Summary


Total Started Survey: 37
Total Completed Survey: 33 (89.2%)


[Show this Page Only](#)

Page:


1. Please indicate below which goods or services you already procure as part of a cooperative process; are interested in purchasing cooperatively; or don't have interest in purchasing cooperatively.

	Participate in a cooperative bid already	Interested in procuring cooperatively	Not interested	Response Count
Computer software (ex: assessing, accounting, licensing, Microsoft office suite)	11.1% (3)	48.1% (13)	40.7% (11)	27
Computer hardware	8.0% (2)	60.0% (15)	32.0% (8)	25
Road Salt	12.0% (3)	52.0% (13)	36.0% (9)	25
Calcium Chloride	4.2% (1)	54.2% (13)	41.7% (10)	24
Bituminous Concrete	4.2% (1)	54.2% (13)	41.7% (10)	24
Granite Curbing	0.0% (0)	50.0% (12)	50.0% (12)	24
Road Sand	0.0% (0)	50.0% (12)	50.0% (12)	24
Tree Work (ex. debris clean up, pruning)	0.0% (0)	48.0% (12)	52.0% (13)	25
Culverts	0.0% (0)	47.8% (11)	52.2% (12)	23
Guard Rail Products and Installation	0.0% (0)	52.0% (13)	48.0% (12)	25
Highway Painting and Paint Products	0.0% (0)	56.0% (14)	44.0% (11)	25
Catch Basin Cleaning	0.0% (0)	48.0% (12)	52.0% (13)	25
Street Sweeping	0.0% (0)	50.0% (12)	50.0% (12)	24

Road Crack Sealing	0.0% (0)	62.5% (15)	37.5% (9)	24
Asphalt Reclamation	0.0% (0)	64.0% (16)	36.0% (9)	25
Cold in Place Asphalt Recycling	0.0% (0)	56.0% (14)	44.0% (11)	25
Cold Planing and Milling	0.0% (0)	54.2% (13)	45.8% (11)	24
Aggregates and Loam	0.0% (0)	58.3% (14)	41.7% (10)	24
Stone Seal	0.0% (0)	56.5% (13)	43.5% (10)	23
Geotextiles	0.0% (0)	37.5% (9)	62.5% (15)	24
Liquid Asphalt	0.0% (0)	56.0% (14)	44.0% (11)	25
Gasoline	18.5% (5)	44.4% (12)	37.0% (10)	27
#2 Heating Fuel	31.0% (9)	41.4% (12)	27.6% (8)	29
Diesel	14.3% (4)	57.1% (16)	28.6% (8)	28
Office Supplies (ex: copy paper, file folders, pens, etc.)	7.1% (2)	67.9% (19)	25.0% (7)	28
Vehicles (ex: emergency/public works)	18.5% (5)	44.4% (12)	37.0% (10)	27
Dog Tags and Licenses	4.3% (1)	39.1% (9)	56.5% (13)	23
Elevator Maintenance	0.0% (0)	34.6% (9)	65.4% (17)	26
 Show replies Other (please specify)				2
answered question				36
skipped question				1

<p>2. If you already participate in cooperative purchasing of goods or services, please specify what organization or entity you are working with (including the State's Comm-PASS system).</p>		Download
		Response Count
 Show replies		13
answered question		13
skipped question		24

<p>3. What equipment would you be interested in sharing or do you already share with another town?</p>		Create Chart	Download
<p>Already share with</p>	<p>Interested in</p>	<p>Not</p>	<p>Response</p>

	another town(s)	sharing	Interested	Count
Catch Basin Cleaner	0.0% (0)	33.3% (10)	66.7% (20)	30
Street Sweeper	0.0% (0)	37.9% (11)	62.1% (18)	29
Road Grader	3.6% (1)	28.6% (8)	67.9% (19)	28
Snow Plow	0.0% (0)	20.0% (5)	80.0% (20)	25
Brush Cutter	0.0% (0)	39.3% (11)	60.7% (17)	28
Wood Chipper	0.0% (0)	35.7% (10)	64.3% (18)	28
Roller	3.3% (1)	20.0% (6)	76.7% (23)	30
 Show replies Other (please specify)				5
answered question				36
skipped question				1

Show this Page Only


Page:


4. Government Services	Already share with another town(s)	Interested in sharing	Not Interested	Response Count	Create Chart	Download
Town Management/City Administration	8.7% (2)	13.0% (3)	78.3% (18)	23		
Assessors Clerk	4.3% (1)	13.0% (3)	82.6% (19)	23		
Assessing Appraisal	0.0% (0)	30.8% (8)	69.2% (18)	26		
Town Counsel	8.3% (2)	37.5% (9)	54.2% (13)	24		
Animal Control Officer	21.4% (6)	50.0% (14)	28.6% (8)	28		
Animal Control Facility	17.9% (5)	57.1% (16)	25.0% (7)	28		
Veterans' Agent	42.9% (12)	28.6% (8)	28.6% (8)	28		
Conservation Agent	0.0% (0)	40.0% (10)	60.0% (15)	25		
Planner	0.0% (0)	40.0% (10)	60.0% (15)	25		
Board Clerk	0.0% (0)	30.0% (6)	70.0% (14)	20		
Public Health Nurse	16.0% (4)	36.0% (9)	48.0% (12)	25		

Accountant	8.3% (2)	20.8% (5)	70.8% (17)	24
Treasurer	4.8% (1)	9.5% (2)	85.7% (18)	21
Tax Collector	0.0% (0)	9.5% (2)	90.5% (19)	21
Librarian or Library	0.0% (0)	31.8% (7)	68.2% (15)	22
Computer IT Support	4.2% (1)	45.8% (11)	50.0% (12)	24
Municipal Building Maintenance	0.0% (0)	40.9% (9)	59.1% (13)	22
Municipal Hearing Officer (re. MGL Ch. 148A)	0.0% (0)	48.0% (12)	52.0% (13)	25
Council on Aging	4.3% (1)	30.4% (7)	65.2% (15)	23
Senior Center	0.0% (0)	33.3% (9)	66.7% (18)	27
Show replies Other (please specify)				5
			answered question	35
			skipped question	2

5. Permitting	Create Chart			Download
	Already share with another town(s)	Interested in sharing	Not Interested	Response Count
Building Inspector	23.3% (7)	26.7% (8)	50.0% (15)	30
Plumbing and Gas Inspector	14.3% (4)	53.6% (15)	32.1% (9)	28
Wiring Inspector	10.7% (3)	57.1% (16)	32.1% (9)	28
Health Inspection Services/Health Agent	34.5% (10)	27.6% (8)	37.9% (11)	29
Zoning Enforcement Officer	16.1% (5)	32.3% (10)	51.6% (16)	31
Show replies Other (please specify)				3
			answered question	35
			skipped question	2

6. Public Safety	Create Chart			Download
	Already share with another town(s)	Interested in sharing	Not Interested	Response Count

Police	7.7% (2)	23.1% (6)	69.2% (18)	26
Fire	8.0% (2)	24.0% (6)	68.0% (17)	25
Fire Districts	4.2% (1)	20.8% (5)	75.0% (18)	24
EMT	12.5% (3)	20.8% (5)	66.7% (16)	24
Dispatch	14.7% (5)	47.1% (16)	38.2% (13)	34
 Show replies Other (please specify)				10
answered question				35
skipped question				2

7. Public Works				Create Chart	Download
	Already share with another town(s)	Interested in sharing	Not Interested	Response Count	
DPW Superintendent	0.0% (0)	26.9% (7)	73.1% (19)	26	
Highway Maintenance	0.0% (0)	24.0% (6)	76.0% (19)	25	
Vehicle Mechanic	0.0% (0)	34.6% (9)	65.4% (17)	26	
Water Department	0.0% (0)	17.4% (4)	82.6% (19)	23	
Sewer Department	0.0% (0)	17.4% (4)	82.6% (19)	23	
Wastewater Treatment	4.3% (1)	17.4% (4)	78.3% (18)	23	
Solid Waste Collection	19.2% (5)	42.3% (11)	38.5% (10)	26	
Solid Waste Management	18.5% (5)	40.7% (11)	40.7% (11)	27	
Household Hazardous Waste Collection	25.0% (8)	34.4% (11)	40.6% (13)	32	
 Show replies Other (please specify)				2	
answered question				35	
skipped question				2	

8. Schools				Create Chart	Download
	Already share with another town(s)	Interested in sharing	Not Interested	Response Count	
Collaborative Purchasing	11.5% (3)	50.0% (13)	38.5% (10)	26	

Shared Administrative Functions	13.0% (3)	34.8% (8)	52.2% (12)	23
Shared SPED or Other Services	13.6% (3)	36.4% (8)	50.0% (11)	22
Shared Transportation Contract	8.7% (2)	39.1% (9)	52.2% (12)	23
Regionalize with Other Districts	20.0% (6)	33.3% (10)	46.7% (14)	30
Show replies Other (please specify)				4
answered question				35
skipped question				2

Show this Page Only

Page:

9. If you already share a municipal service from the lists above, what are the benefits to your Town? Check all that apply. [Create Chart](#) [Download](#)

		Response Percent	Response Count
Financial savings	<input type="text"/>	73.7%	14
More professional service	<input type="text"/>	57.9%	11
More skilled employees	<input type="text"/>	52.6%	10
Improved efficiency	<input type="text"/>	57.9%	11
Show replies Other (please specify)			5
answered question			19
skipped question			18

10. Does your community have an existing written inter local agreement (ILA) or inter municipal agreement with another community for the delivery of municipal services? [Create Chart](#) [Download](#)

		Response Percent	Response Count
Yes	<input type="text"/>	55.9%	19
No	<input type="text"/>	44.1%	15
Show replies If yes, please describe.			16
answered question			34
skipped question			3

11. If no, what has prevented you from entering into an inter local agreement? Please check all that apply. [Create Chart](#) [Download](#)

	Response Percent	Response Count
No need or interest <input type="checkbox"/>	22.2%	2
Too difficult to negotiate an agreement <input type="checkbox"/>	33.3%	3
Concerned about getting "fair share" of service <input type="checkbox"/>	44.4%	4
We receive the service through a regional organization <input type="checkbox"/>	33.3%	3
Show replies Other (please specify)		7
<i>answered question</i>		9
<i>skipped question</i>		28

12. MGL Chapter 40, Section 4A eases the process of executing inter local agreements. Are you aware of this change in the State statute? [Create Chart](#) [Download](#)






	Response Percent	Response Count
Yes <input type="checkbox"/>	58.8%	20
No <input type="checkbox"/>	41.2%	14
<i>answered question</i>		34
<i>skipped question</i>		3

13. If yes, has your community entered into a ILA since the adoption of MGL Ch. 40, Section 4A ? [Create Chart](#) [Download](#)

	Response Percent	Response Count
Yes <input type="checkbox"/>	23.8%	5
No <input type="checkbox"/>	76.2%	16
<i>answered question</i>		21
<i>skipped question</i>		16

Show this Page Only

Page:

14. Please enter the following information.			Response Percent	Response Count	Download
 Show replies	Community Completing Survey	<input type="text"/>	100.0%	33	
 Show replies	Department/Board/Commission	<input type="text"/>	100.0%	33	
 Show replies	Contact Person	<input type="text"/>	100.0%	33	
 Show replies	Contact Email	<input type="text"/>	100.0%	33	
 Show replies	Contact Phone Number	<input type="text"/>	100.0%	33	
				answered question	33
				skipped question	4

[Anti-Spam Policy](#) [Terms of Use](#) [Privacy Statement](#) [Opt Out/Opt In](#) [Contact Us](#) [We're Hiring!](#)

Copyright ©1999-2009 SurveyMonkey.com. All Rights Reserved. No portion of this site may be copied without the express written consent of SurveyMonkey.com. 35